Focus & Simple

RF COAXIAL ADAPTOR SELECTION GUIDE

FOCUSIMPLE ELECTRONICS

2024

Focusimple

Catalog

Adaptors

6

Precision Adaptors

1 \ 2	0.8 mm	1.0 mm	1.35 mm	1.85 mm	2.4 mm	2.92 mm	3.5 mm	SSMA	SMA	N	TNC	SC	SSMP	SMP	BNC
0.8 mm		P3													
1.0 mm	P3	P4	P5	P6											
1.35 mm		P5													
1.85 mm		P6		P7	P9	P10	P11								
2.4 mm				P9	P12	P14	P15		P16	P17			P18	P19	
2.92mm				P10	P14	P20	P22	P23		P24			P25	P27	
3.5 mm				P11	P15	P22	P29	P31		P32	P34			P35	
SSMA						P23	P31	P36	P39						
SMA					P16			P39	P37	P40	P42			P44	P45
N					P17	P24	P32		P40	P46	P47				P49
TNC							P34		P42	P47	P47				
SC												P51			
SSMP					P18	P25							P52		
SMP					P19	P27	P35		P44					P53	
BNC									P45	P49					

Ruggedized Test Port Adaptors

APC & NMD ---------- 54

RF Coaxial Adaptor

Adaptor Selection Information

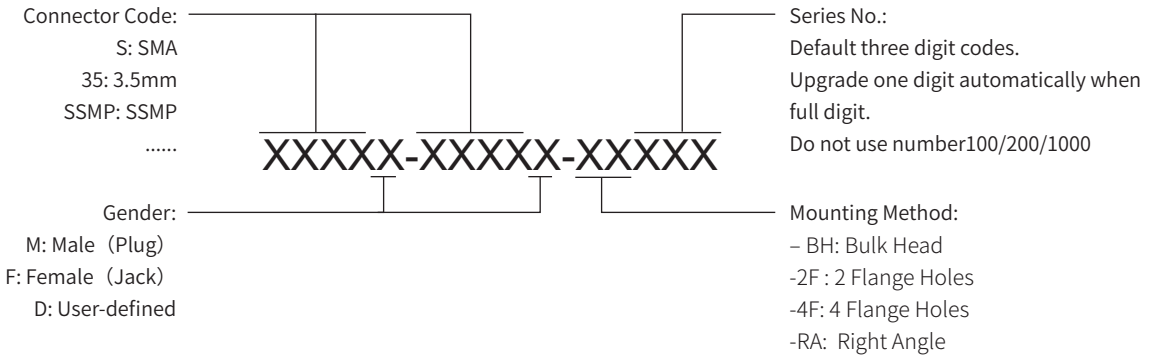

Note：
1. Adapter encoding order : the interface with high frequency is programmed first, and the male with the same frequency is programmed first. E.g. 26.5GHz 3.5mm straight male head to 40GHz 2.92mm straight female head adapter. Namely: 29F-35M-001.
2. In case of special fixing methods such as wall penetration or flange, add "-BH (bulk head) or 2F (two-hole flange), 4F (four-hole flange)" before the serial number, and omit the interval symbol
before the serial number "-". E.g. 2.4mm straight female head to 2.4mm straight female head, four-hole flange adapter ; Name as: 24F-24F-4F001.

Adaptor Product Number Coding Rules

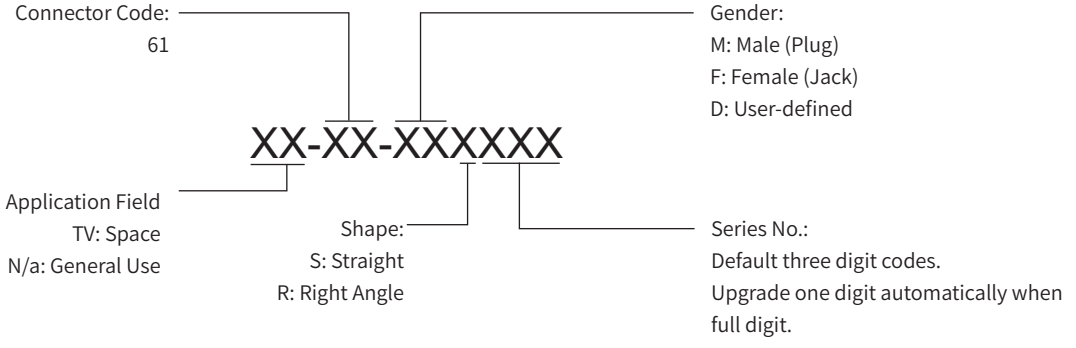

E.g.: 1.85 mm female to 2.4 mm female straight: 61-FFS090;
2.92 mm male to 3.5 mm female straight：61-MFS043;
3.5 mm male to N male straight：61-MMS001;

0.8 mm Between Series Adaptor

0.8 mm—1.0 mm

08M-10F-001(M)

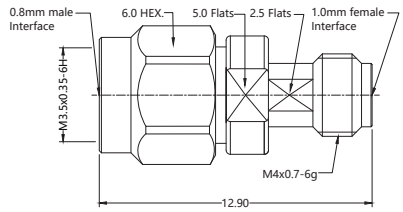

P/N	:	61-MFS251
Freq.	:	10 MHz ~ 110 GHz
VSWR	:	≤ 1.35
Durability	:	≥ 500 Cycles
IL	:	<0.1x √ F(GHz) dB
Temp.	:	-40 °C ~ +85 °C

08F-10F-001(M)

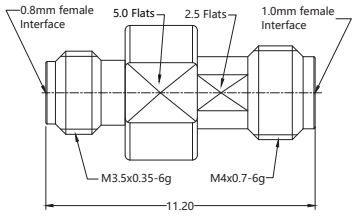

P/N	:	61-FFS283
Freq.	:	10 MHz ~ 110 GHz
VSWR	:	≤ 1.35
Durability	:	≥ 500 Cycles
IL	:	<0.1x √ F(GHz) dB
Temp.	:	-40 °C ~ +85 °C

*Material/Plating: Center Contact: Be-Cu/ Gold; Body: Stainless Steel/ Passivation; Coupling Nut: Stainless Steel/ Passivation; Insulator: PEI.

1.0 mm In Series Adaptor

1.0 mm—1.0 mm

10M-10M-007(M)

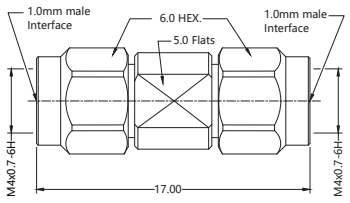

P/N	:	61-MMS095
Freq.	:	10 MHz ~ 110 GHz
VSWR	:	≤ 1.35
Durability	:	≥ 500 Cycles
IL	:	<0.1x √ F(GHz) dB
Temp.	:	-40 °C ~ +85 °C

10M-10F-007(M)

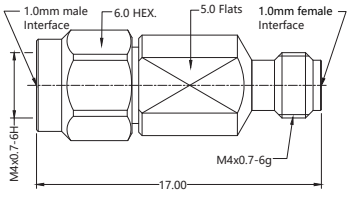

P/N	:	61-MFS147
Freq.	:	10 MHz ~ 110 GHz
VSWR	:	≤ 1.35
Durability	:	≥ 500 Cycles
IL	:	<0.1x √ F(GHz) dB
Temp.	:	-40 °C ~ +85 °C

10F-10F-007(M)

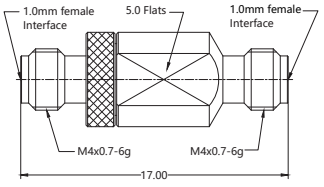

P/N	:	61-FFS163
Freq.	:	10 MHz ~ 110 GHz
VSWR	:	≤ 1.35
Durability	:	≥ 500 Cycles
IL	:	<0.1x √ F(GHz) dB
Temp.	:	-40 °C ~ +85 °C

*Material/Plating: Center Contact: Be-Cu/ Gold; Body: Stainless Steel/ Passivation; Coupling Nut: Stainless Steel/ Passivation; Insulator: PEI.

1.0 mm Between Series Adaptor

1.0 mm—1.35 mm

10M-13M-002(M)

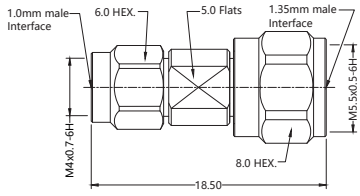

P/N	:	61-MMS164
Freq.	:	10 MHz ~ 90 GHz
VSWR	:	≤ 1.35
Durability	:	≥ 500 Cycles
IL	:	<0.1x √ F(GHz) dB
Temp.	:	-40 °C ~ +85 °C

10M-13F-002(M)

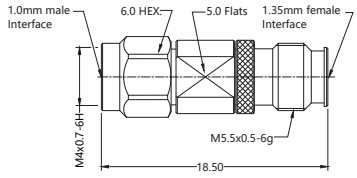

P/N	:	61-MFS144
Freq.	:	10 MHz ~ 90 GHz
VSWR	:	≤ 1.35
Durability	:	≥ 500 Cycles
IL	:	<0.1x √ F(GHz) dB
Temp.	:	-40 °C ~ +85 °C

10F-13M-001(M)

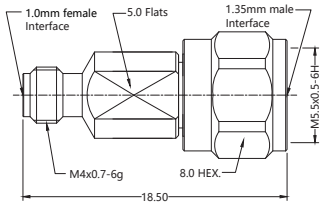

P/N	:	61-FMS050
Freq.	:	10 MHz ~ 90 GHz
VSWR	:	≤ 1.35
Durability	:	≥ 500 Cycles
IL	:	<0.1x √ F(GHz) dB
Temp.	:	-40 °C ~ +85 °C

10F-13F-002(M)

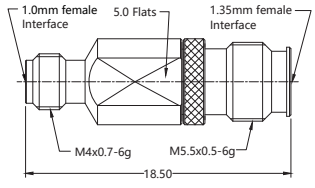

P/N	:	61-FFS132
Freq.	:	10 MHz ~ 90 GHz
VSWR	:	≤ 1.35
Durability	:	≥ 500 Cycles
IL	:	<0.1x √ F(GHz) dB
Temp.	:	-40 °C ~ +85 °C

*Material/Plating: Center Contact: Be-Cu/ Gold; Body: Stainless Steel/ Passivation; Coupling Nut: Stainless Steel/ Passivation; Insulator: PEI.

1.0 mm Between Series Adaptor

1.0 mm—1.85 mm

10F-18M-001

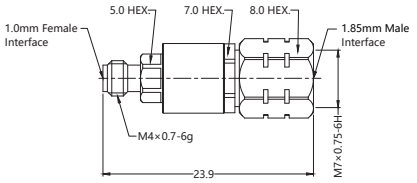

P/N	:	61-FMS037
Freq.	:	10 MHz ~ 67 GHz
VSWR	:	≤ 1.30
Durability	:	≥ 500 Cycles
IL	:	<0.06x √ F(GHz) dB
Temp.	:	-40 °C ~ +85 °C

*Material/Plating: Center Contact: Be-Cu/ Gold; Body: Stainless Steel/ Passivation; Coupling Nut: Stainless Steel/ Passivation; Insulator: PEI.

1.85 mm In Series Adaptor

1.85 mm—1.85 mm

18M-18M-002(M)

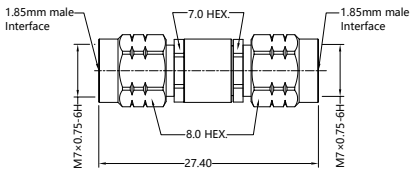

P/N	:	61-MMS103
Freq.	:	10 MHz ~ 67 GHz
VSWR	:	≤ 1.25
Durability	:	≥ 500 Cycles
IL	:	<0.07x √ F(GHz) dB
Temp.	:	-40 °C ~ +85 °C

18M-18F-003(M)

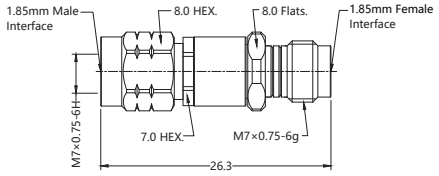

P/N	:	61-MFS160
Freq.	:	10 MHz ~ 67 GHz
VSWR	:	≤ 1.25
Durability	:	≥ 500 Cycles
IL	:	<0.07x √ F(GHz) dB
Temp.	:	-40 °C ~ +85 °C

18F-18F-005(M)

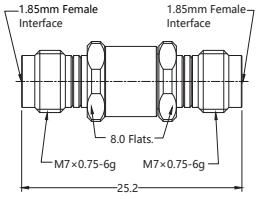

P/N	:	61-FFS179
Freq.	:	10 MHz ~ 67 GHz
VSWR	:	≤ 1.25
Durability	:	≥ 500 Cycles
IL	:	<0.07x √ F(GHz) dB
Temp.	:	-40 °C ~ +85 °C

18M-18F-RA-001

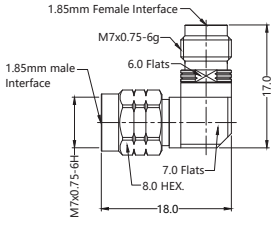

P/N	:	61-MFR022
Freq.	:	10 MHz ~ 67 GHz
VSWR	:	≤ 1.25
Durability	:	≥ 500 Cycles
IL	:	<0.08x √ F(GHz) dB
Temp.	:	-40 °C ~ +85 °C

18M-18F-BH001

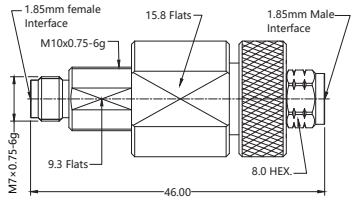

P/N	:	61-MFS234
Freq.	:	10 MHz ~ 67 GHz
VSWR	:	≤ 1.25
Durability	:	≥ 500 Cycles
IL	:	<0.09x √ F(GHz) dB
Temp.	:	-40 °C ~ +85 °C

*Material/Plating: Center Contact: Be-Cu/ Gold; Body: Stainless Steel/ Passivation; Coupling Nut: Stainless Steel/ Passivation; Insulator: PEI.

1.85 mm In Series Adaptor

18F-18F-BH003

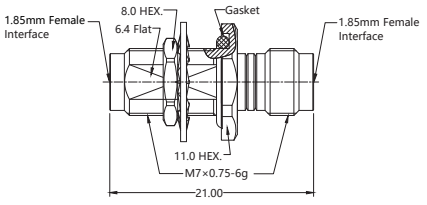

P/N	:	61-FFS107
Freq.	:	10 MHz ~ 67 GHz
VSWR	:	≤ 1.25
Durability	:	≥ 500 Cycles
IL	:	<0.06x √ F(GHz) dB
Temp.	:	-40 °C ~ +85 °C

18F-18F-4F004

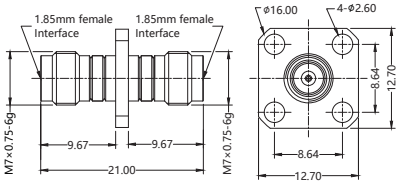

P/N	:	61-FFS108
Freq.	:	10 MHz ~ 67 GHz
VSWR	:	≤ 1.30
Durability	:	≥ 500 Cycles
IL	:	<0.06x √ F(GHz) dB
Temp.	:	-40 °C ~ +85 °C

*Material/Plating: Center Contact: Be-Cu/ Gold; Body: Stainless Steel/ Passivation; Coupling Nut: Stainless Steel/ Passivation; Insulator: PEI.

1.85 mm Between Series Adaptor

1.85 mm—2.4 mm

18M-24M-001

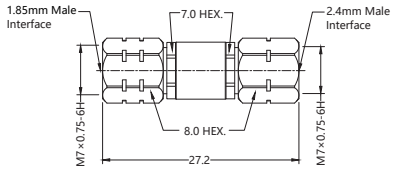

P/N	:	61-MMS039
Freq.	:	10 MHz ~ 50 GHz
VSWR	:	≤ 1.15
Durability	:	≥ 500 Cycles
IL	:	<0.06x √ F(GHz) dB
Temp.	:	-40 °C ~ +85 °C

18M-24F-001

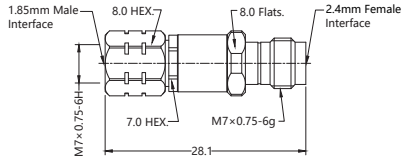

P/N	:	61-MFS085
Freq.	:	10 MHz ~ 50 GHz
VSWR	:	≤ 1.15
Durability	:	≥ 500 Cycles
IL	:	<0.06x √ F(GHz) dB
Temp.	:	-40 °C ~ +85 °C

18F-24M-001

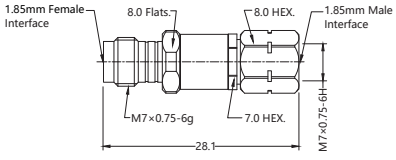

P/N	:	61-MFS083
Freq.	:	10 MHz ~ 50 GHz
VSWR	:	≤ 1.15
Durability	:	≥ 500 Cycles
IL	:	<0.06x √ F(GHz) dB
Temp.	:	-40 °C ~ +85 °C

18F-24F-002

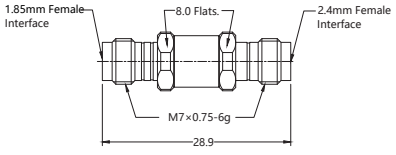

P/N	:	61-FFS090
Freq.	:	10 MHz ~ 50 GHz
VSWR	:	≤ 1.15
Durability	:	≥ 500 Cycles
IL	:	<0.06x √ F(GHz) dB
Temp.	:	-40 °C ~ +85 °C

*Material/Plating: Center Contact: Be-Cu/ Gold; Body: Stainless Steel/ Passivation; Coupling Nut: Stainless Steel/ Passivation; Insulator: PEI.

1.85 mm Between Series Adaptor

1.85 mm—2.92 mm

18M-29M-002

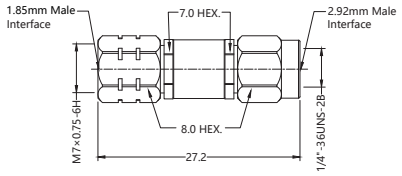

P/N	:	61-MMS042
Freq.	:	10 MHz ~ 40 GHz
VSWR	:	≤ 1.15
Durability	:	≥ 500 Cycles
IL	:	<0.06x √ F(GHz) dB
Temp.	:	-40 °C ~ +85 °C

18M-29F-001

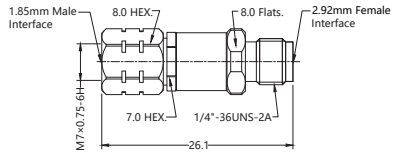

P/N	:	61-MFS087
Freq.	:	10 MHz ~ 40 GHz
VSWR	:	≤ 1.15
Durability	:	≥ 500 Cycles
IL	:	<0.06x √ F(GHz) dB
Temp.	:	-40 °C ~ +85 °C

18F-29M-001

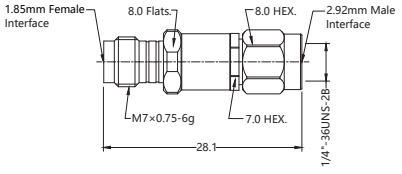

P/N	:	61-FMS036
Freq.	:	10 MHz ~ 40 GHz
VSWR	:	≤ 1.15
Durability	:	≥ 500 Cycles
IL	:	<0.06x √ F(GHz) dB
Temp.	:	-40 °C ~ +85 °C

18F-29F-001

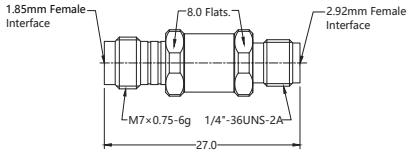

P/N	:	61-FFS092
Freq.	:	10 MHz ~ 40 GHz
VSWR	:	≤ 1.15
Durability	:	≥ 500 Cycles
IL	:	<0.06x √ F(GHz) dB
Temp.	:	-40 °C ~ +85 °C

*Material/Plating: Center Contact: Be-Cu/ Gold; Body: Stainless Steel/ Passivation; Coupling Nut: Stainless Steel/ Passivation; Insulator: PEI.

1.85 mm Between Series Adaptor

1.85 mm—3.5 mm

18M-35M-001

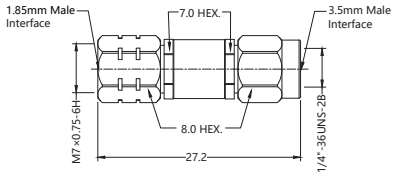

P/N	:	61-MMS040
Freq.	:	10 MHz ~ 26.5 GHz
VSWR	:	≤ 1.10
Durability	:	≥ 500 Cycles
IL	:	<0.06x √ F(GHz) dB
Temp.	:	-40 °C ~ +85 °C

18M-35F-001

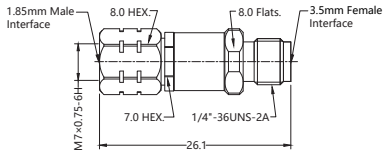

P/N	:	61-MFS086
Freq.	:	10 MHz ~ 26.5 GHz
VSWR	:	≤ 1.10
Durability	:	≥ 500 Cycles
IL	:	<0.06x √ F(GHz) dB
Temp.	:	-40 °C ~ +85 °C

18F-35M-001

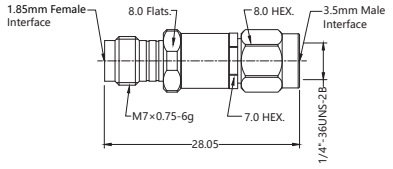

P/N	:	61-FMS034
Freq.	:	10 MHz ~ 40 GHz
VSWR	:	≤ 1.10
Durability	:	≥ 500 Cycles
IL	:	<0.06x √ F(GHz) dB
Temp.	:	-40 °C ~ +85 °C

18F-35F-001

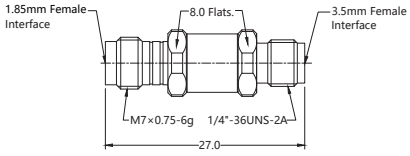

P/N	:	61-FFS091
Freq.	:	10 MHz ~ 26.5 GHz
VSWR	:	≤ 1.10
Durability	:	≥ 500 Cycles
IL	:	<0.06x √ F(GHz) dB
Temp.	:	-40 °C ~ +85 °C

*Material/Plating: Center Contact: Be-Cu/ Gold; Body: Stainless Steel/ Passivation; Coupling Nut: Stainless Steel/ Passivation; Insulator: PEI.

2.4 mm In Series Adaptor

2.4 mm—2.4 mm

24M-24M-003(M)

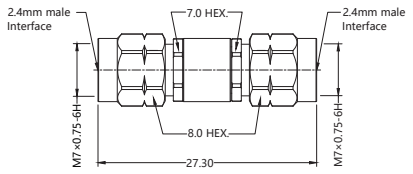

P/N	:	61-MMS104
Freq.	:	10 MHz ~ 50 GHz
VSWR	:	≤ 1.15
Durability	:	≥ 500 Cycles
IL	:	<0.06x √ F(GHz) dB
Temp.	:	-40 °C ~ +85 °C

24M-24F-007(M)

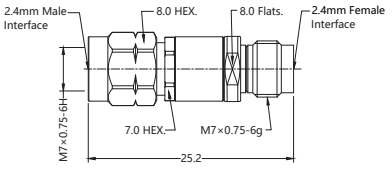

P/N	:	61-MFS161
Freq.	:	10 MHz ~ 50 GHz
VSWR	:	≤ 1.15
Durability	:	≥ 500 Cycles
IL	:	<0.06x √ F(GHz) dB
Temp.	:	-40 °C ~ +85 °C

24F-24F-010(M)

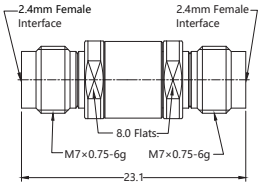

P/N	:	61-FFS180
Freq.	:	10 MHz ~ 50 GHz
VSWR	:	≤ 1.15
Durability	:	≥ 500 Cycles
IL	:	<0.06x √ F(GHz) dB
Temp.	:	-40 °C ~ +85 °C

24M-24F-004

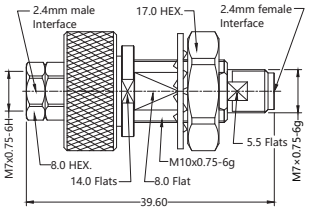

P/N	:	61-MFS021
Freq.	:	10 MHz ~ 50 GHz
VSWR	:	≤ 1.25
Durability	:	≥ 500 Cycles
IL	:	<0.08x √ F(GHz) dB
Temp.	:	-40 °C ~ +85 °C

24F-24F-BH009

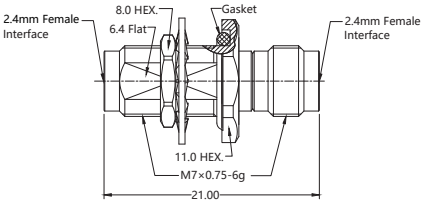

P/N	:	61-FFS110
Freq.	:	10 MHz ~ 50 GHz
VSWR	:	≤ 1.20
Durability	:	≥ 500 Cycles
IL	:	<0.05x √ F(GHz) dB
Temp.	:	-40 °C ~ +85 °C

*Material/Plating: Center Contact: Be-Cu/ Gold; Body: Stainless Steel/ Passivation; Coupling Nut: Stainless Steel/ Passivation; Insulator: PEI.

2.4 mm In Series Adaptor

24F-24F-4F0038

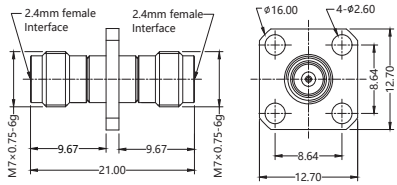

P/N	:	61-FFS109
Freq.	:	10 MHz ~ 50 GHz
VSWR	:	≤ 1.20
Durability	:	≥ 500 Cycles
IL	:	<0.05x √ F(GHz) dB
Temp.	:	-40 °C ~ +85 °C

*Material/Plating: Center Contact: Be-Cu/ Gold; Body: Stainless Steel/ Passivation; Coupling Nut: Stainless Steel/ Passivation; Insulator: PEI.

2.4 mm Between Series Adaptor

2.4mm—2.92mm

24M-29M-001

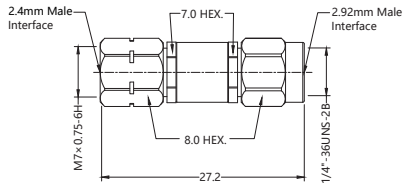

P/N	:	61-MMS010
Freq.	:	10 MHz ~ 40 GHz
VSWR	:	≤ 1.15
Durability	:	≥ 500 Cycles
IL	:	<0.06x √ F(GHz) dB
Temp.	:	-40 °C ~ +85 °C

24M-29F-002

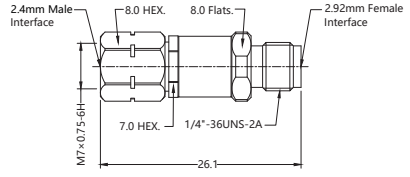

P/N	:	61-MFS025
Freq.	:	10 MHz ~ 40 GHz
VSWR	:	≤ 1.15
Durability	:	≥ 500 Cycles
IL	:	<0.06x √ F(GHz) dB
Temp.	:	-40 °C ~ +85 °C

24F-29M-001

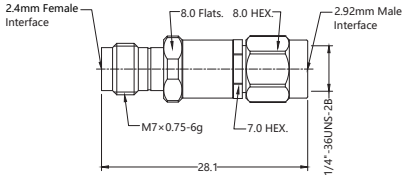

P/N	:	61-FMS014
Freq.	:	10 MHz ~ 40 GHz
VSWR	:	≤ 1.15
Durability	:	≥ 500 Cycles
IL	:	<0.06x √ F(GHz) dB
Temp.	:	-40 °C ~ +85 °C

24F-29F-002

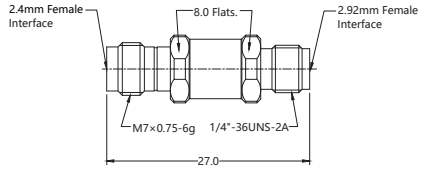

P/N	:	61-FFS026
Freq.	:	10 MHz ~ 40 GHz
VSWR	:	≤ 1.15
Durability	:	≥ 500 Cycles
IL	:	<0.06x √ F(GHz) dB
Temp.	:	-40 °C ~ +85 °C

24F-29F-005

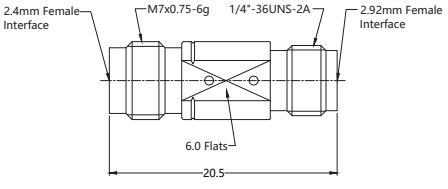

P/N	:	TV-61-FFS274
Freq.	:	10 MHz ~ 40 GHz
VSWR	:	≤ 1.15
Durability	:	≥ 500 Cycles
IL	:	<0.06x √ F(GHz) dB
Temp.	:	-40 °C ~ +85 °C

*Material/Plating: Center Contact: Be-Cu/ Gold; Body: Stainless Steel/ Passivation; Coupling Nut: Stainless Steel/ Passivation; Insulator: PEI.

2.4 mm Between Series Adaptor

2.4 mm—3.5 mm

24M-35M-001

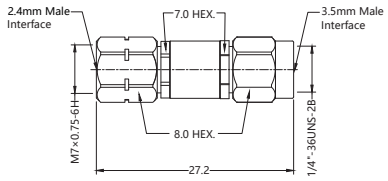

P/N	:	61-MMS009
Freq.	:	10 MHz ~ 26.5 GHz
VSWR	:	≤ 1.15
Durability	:	≥ 500 Cycles
IL	:	<0.06x √ F(GHz) dB
Temp.	:	-40 °C ~ +85 °C

24M-35F-001

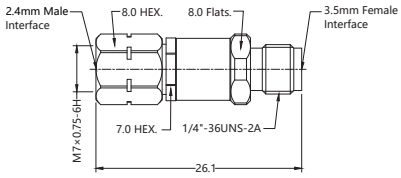

P/N	:	61-MFS023
Freq.	:	10 MHz ~ 26.5 GHz
VSWR	:	≤ 1.15
Durability	:	≥ 500 Cycles
IL	:	<0.06x √ F(GHz) dB
Temp.	:	-40 °C ~ +85 °C

24F-35M-001

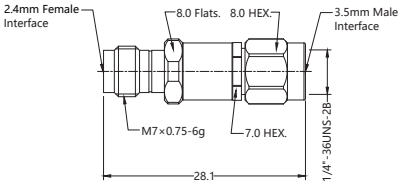

P/N	:	61-FMS013
Freq.	:	10 MHz ~ 26.5 GHz
VSWR	:	≤ 1.15
Durability	:	≥ 500 Cycles
IL	:	<0.06x √ F(GHz) dB
Temp.	:	-40 °C ~ +85 °C

24F-35F-001

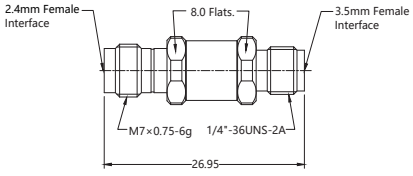

P/N	:	61-FFS011
Freq.	:	10 MHz ~ 26.5 GHz
VSWR	:	≤ 1.15
Durability	:	≥ 500 Cycles
IL	:	<0.06x √ F(GHz) dB
Temp.	:	-40 °C ~ +85 °C

*Material/Plating: Center Contact: Be-Cu/ Gold; Body: Stainless Steel/ Passivation; Coupling Nut: Stainless Steel/ Passivation; Insulator: PEI.

2.4 mm Between Series Adaptor

2.4 mm—SMA

24F-SM-001

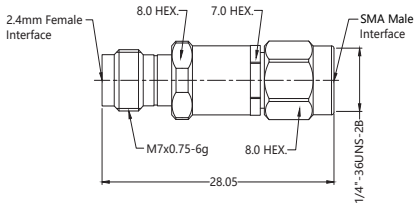

P/N	:	61-FMS094
Freq.	:	10 MHz ~ 26.5 GHz
VSWR	:	≤ 1.20
Durability	:	≥ 500 Cycles
IL	:	<0.05x √ F(GHz) dB
Temp.	:	-40 °C ~ +85 °C

*Material/Plating: Center Contact: Be-Cu/ Gold; Body: Stainless Steel/ Passivation; Coupling Nut: Stainless Steel/ Passivation; Insulator: PEI& PTFE.

2.4 mm Between Series Adaptor

2.4 mm—N

24M-NM-001

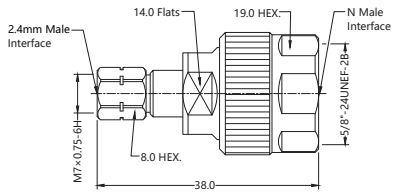

P/N	:	61-MMS011
Freq.	:	10 MHz ~ 18 GHz
VSWR	:	≤ 1.15
Durability	:	≥ 500 Cycles
IL	:	<0.06x √ F(GHz) dB
Temp.	:	-40 °C ~ +85 °C

24M-NF-001

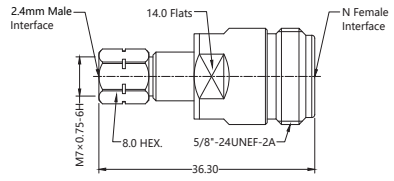

P/N	:	61-MFS026
Freq.	:	10 MHz ~ 18 GHz
VSWR	:	≤ 1.15
Durability	:	≥ 500 Cycles
IL	:	<0.06x √ F(GHz) dB
Temp.	:	-40 °C ~ +85 °C

24F-NM-001

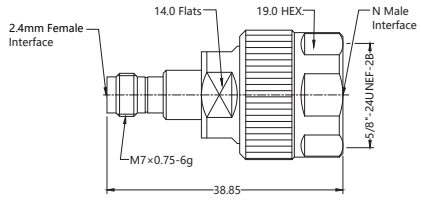

P/N	:	61-FMS001
Freq.	:	10 MHz ~ 18GHz
VSWR	:	≤ 1.10
Durability	:	≥ 500 Cycles
IL	:	<0.06x √ F(GHz) dB
Temp.	:	-40 °C ~ +85 °C

24F-NF-001

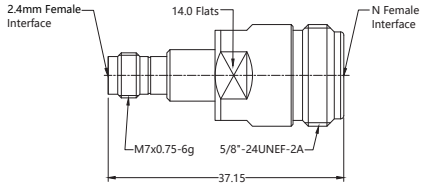

P/N	:	61-FFS007
Freq.	:	10 MHz ~ 18 GHz
VSWR	:	≤ 1.10
Durability	:	≥ 500 Cycles
IL	:	<0.06x √ F(GHz) dB
Temp.	:	-40 °C ~ +85 °C

*Material/Plating: Center Contact: Be-Cu/ Gold; Body: Stainless Steel/ Passivation; Coupling Nut: Stainless Steel/ Passivation; Insulator: PEI.

2.4 mm Between Series Adaptor

2.4 mm—SSMP

24M-SSMPM-001

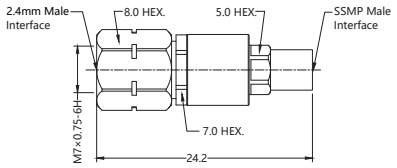

P/N	:	61-MMS013
Freq.	:	10 MHz ~ 40 GHz
VSWR	:	≤ 1.20
Durability	:	≥ 100 Cy.(SSMP Full Detent), ≥ 500 Cy.(2.4 mm/SSMP Smooth Bore)
IL	:	<0.06x √ F(GHz) dB
Temp.	:	-40 °C ~ +85 °C

24M-SSMPF-001

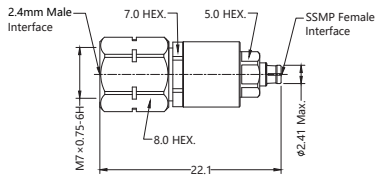

P/N	:	61-FMS016
Freq.	:	10 MHz ~ 40 GHz
VSWR	:	≤ 1.20
Durability	:	≥ 100 Cy.(SSMP Full Detent), ≥ 500 Cy.(2.4 mm/SSMP Smooth Bore)
IL	:	<0.06x √ F(GHz) dB
Temp.	:	-40 °C ~ +85 °C

24F-SSMPM-001

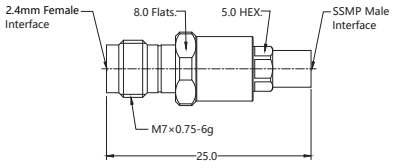

P/N	:	61-MFS017
Freq.	:	10 MHz ~ 40 GHz
VSWR	:	≤ 1.20
Durability	:	≥ 100 Cy.(SSMP Full Detent), ≥ 500 Cy.(2.4 mm/SSMP Smooth Bore)
IL	:	<0.06x √ F(GHz) dB
Temp.	:	-40 °C ~ +85 °C

24F-SSMPF-001

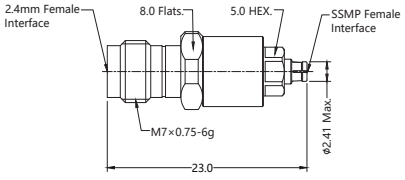

P/N	:	61-FFS030
Freq.	:	10 MHz ~ 40 GHz
VSWR	:	≤ 1.20
Durability	:	≥ 100 Cy.(SSMP Full Detent), ≥ 500 Cy.(2.4 mm/SSMP Smooth Bore)
IL	:	<0.06x √ F(GHz) dB
Temp.	:	-40 °C ~ +85 °C

*Material/Plating: Center Contact: Be-Cu/ Gold; Body 1: Stainless Steel/ Passivation; Body 2: Be-Cu/ Gold; Coupling Nut: Stainless Steel/ Passivation; Insulator: PEI.

2.4 mm Between Series Adaptor

2.4 mm—SMP

24M-SMPM-001

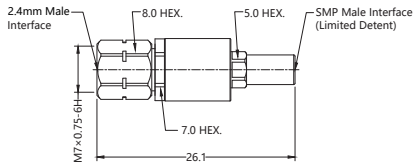

P/N	:	61-MMS012
Freq.	:	10 MHz ~ 40 GHz
VSWR	:	≤ 1.25
Durability	:	≥ 500 Cycles
IL	:	<0.06x √ F(GHz) dB
Temp.	:	-40 °C ~ +85 °C

24M-SMPF-001

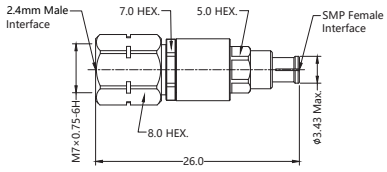

P/N	:	61-MFS027
Freq.	:	10 MHz ~ 40 GHz
VSWR	:	≤ 1.25
Durability	:	≥ 100 Cy.(SMP Full Detent), ≥ 500 Cy.(2.4 mm/ SMP Limited Detent), ≥ 1000 Cy.(SMP Smooth Bore)
IL	:	<0.06x √ F(GHz) dB
Temp.	:	-40 °C ~ +85 °C

24F-SMPM-001

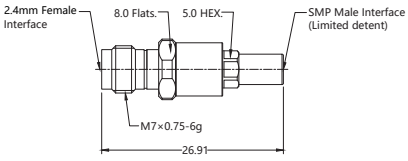

P/N	:	61-FMS015
Freq.	:	10 MHz ~ 40 GHz
VSWR	:	≤ 1.25
Durability	:	≥ 500 Cycles
IL	:	<0.06x √ F(GHz) dB
Temp.	:	-40 °C ~ +85 °C

24F-SMPF-001

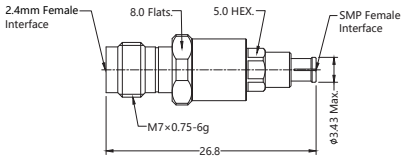

P/N	:	61-FFS029
Freq.	:	10 MHz ~ 40 GHz
VSWR	:	≤ 1.25
Durability	:	≥ 100 Cy.(SMP Full Detent), ≥ 500 Cy.(2.4 mm/ SMP Limited Detent), ≥ 1000 Cy.(SMP Smooth Bore)
IL	:	<0.06x √ F(GHz) dB
Temp.	:	-40 °C ~ +85 °C

*Material/Plating: Center Contact: Be-Cu/ Gold; Body 1: Stainless Steel/ Passivation; Body 2: Be-Cu/ Gold; Coupling Nut: Stainless Steel/ Passivation; Insulator: PEI& PTFE.

2.92 mm In Series Adaptor

2.92 mm—2.92 mm

29M-29M-007(M)

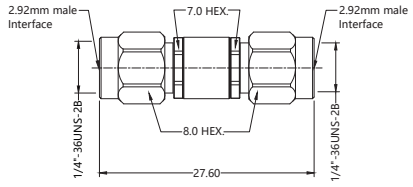

P/N	:	61-MMS105
Freq.	:	10 MHz ~ 40 GHz
VSWR	:	≤ 1.15
Durability	:	≥ 500 Cycles
IL	:	<0.05x √ F(GHz) dB
Temp.	:	-40 °C ~ +85 °C

29M-29F-007(M)

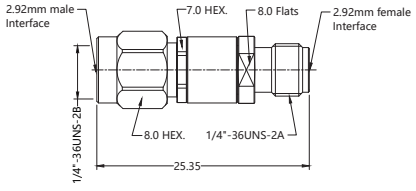

P/N	:	61-MFS162
Freq.	:	10 MHz ~ 40 GHz
VSWR	:	≤ 1.15
Durability	:	≥ 500 Cycles
IL	:	<0.05x √ F(GHz) dB
Temp.	:	-40 °C ~ +85 °C

29F-29F-004(M)

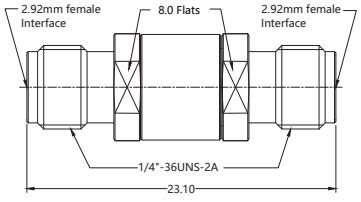

P/N	:	61-FFS053
Freq.	:	10 MHz ~ 40 GHz
VSWR	:	≤ 1.15
Durability	:	≥ 500 Cycles
IL	:	<0.05x √ F(GHz) dB
Temp.	:	-40 °C ~ +85 °C

29M-29F-005

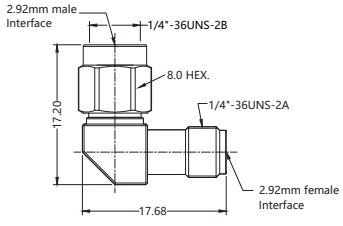

P/N	:	61-MFR008
Freq.	:	10 MHz ~ 40 GHz
VSWR	:	≤ 1.30
Durability	:	≥ 500 Cycles
IL	:	<0.1x √ F(GHz) dB
Temp.	:	-40 °C ~ +85 °C

29F-29F-4F001

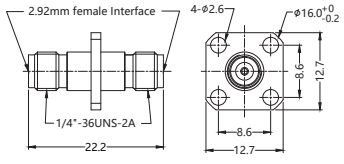

P/N	:	61-FFS048
Freq.	:	10 MHz ~ 40 GHz
VSWR	:	≤ 1.15
Durability	:	≥ 500 Cycles
IL	:	<0.06x √ F(GHz) dB
Temp.	:	-40 °C ~ +85 °C

*Material/Plating: Center Contact: Be-Cu/ Gold; Body: Stainless Steel/ Passivation; Insulator: PEI.

2.92 mm In Series Adaptor

29F-29F-008

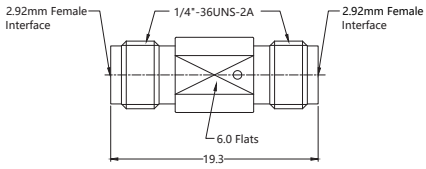

P/N	:	TV-61-FFS275
Freq.	:	10 MHz ~ 40 GHz
VSWR	:	≤ 1.15
Durability	:	≥ 500 Cycles
IL	:	<0.07x √ F(GHz) dB
Temp.	:	-40 °C ~ +85 °C

*Material/Plating: Center Contact: Be-Cu/ Gold; Body: Stainless Steel/ Passivation; Coupling Nut: Stainless Steel/ Passivation; Insulator: PEI.

2.92 mm Between Series Adaptor

2.92 mm— 3.5 mm

29M-35M-001

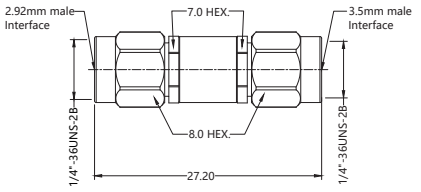

P/N	:	61-MMS022
Freq.	:	10 MHz ~ 26.5 GHz
VSWR	:	≤ 1.15
Durability	:	≥ 500 Cycles
IL	:	<0.06x √ F(GHz) dB
Temp.	:	-40 °C ~ +85 °C

29M-35F-002

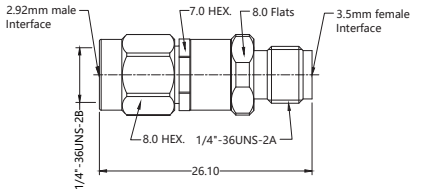

P/N	:	61-MFS043
Freq.	:	10 MHz ~ 26.5GHz
VSWR	:	≤ 1.15
Durability	:	≥ 500 Cycles
IL	:	<0.06x √ F(GHz) dB
Temp.	:	-40 °C ~ +85 °C

29F-35M-001

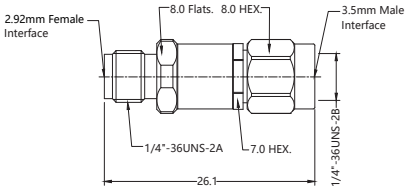

P/N	:	61-FMS024
Freq.	:	10 MHz ~ 26.5 GHz
VSWR	:	≤ 1.15
Durability	:	≥ 500 Cycles
IL	:	<0.06x √ F(GHz) dB
Temp.	:	-40 °C ~ +85 °C

29F-35F-001

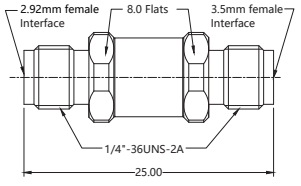

P/N	:	61-FFS049
Freq.	:	10 MHz ~ 26.5 GHz
VSWR	:	≤ 1.15
Durability	:	≥ 500 Cycles
IL	:	<0.06x √ F(GHz) dB
Temp.	:	-40 °C ~ +85 °C

*Material/Plating: Center Contact: Be-Cu/ Gold; Body: Stainless Steel/ Passivation; Coupling Nut: Stainless Steel/ Passivation; Insulator: PEI.

2.92 mm Between Series Adaptor

2.92 mm—SSMA

29F-SSMAM-001

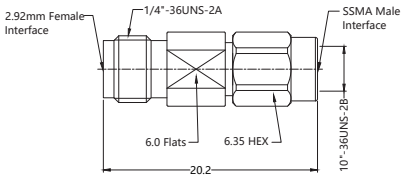

P/N	:	61-FMS086
Freq.	:	10 MHz ~ 40 GHz
VSWR	:	≤ 1.20
Durability	:	≥ 500 Cycles
IL	:	<0.05x √ F(GHz) dB
Temp.	:	-40 °C ~ +85 °C

29F-SSMAF-001

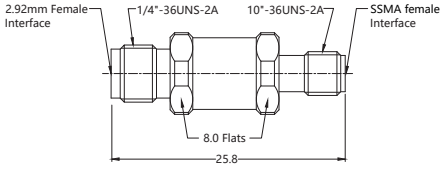

P/N	:	61-FFS015
Freq.	:	10 MHz ~ 40 GHz
VSWR	:	≤ 1.20
Durability	:	≥ 500 Cycles
IL	:	<0.06x √ F(GHz) dB
Temp.	:	-40 °C ~ +85 °C

*Material/Plating: Center Contact: Be-Cu/ Gold; Body: Stainless Steel/ Passivation; Coupling Nut: Stainless Steel/ Passivation; Insulator: PEI.

2.92 mm Between Series Adaptor

2.92mm—N

29M-NM-001

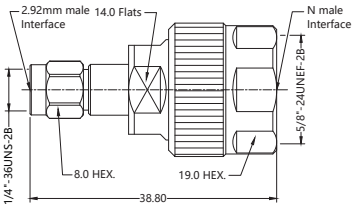

P/N	:	61-MMS026
Freq.	:	10 MHz ~ 18 GHz
VSWR	:	≤ 1.10
Durability	:	≥ 500 Cycles
IL	:	<0.06x √ F(GHz) dB
Temp.	:	-40 °C ~ +85 °C

29M-NF-001

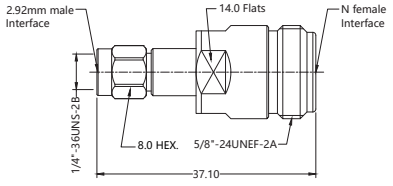

P/N	:	61-MFS048
Freq.	:	10 MHz ~ 18 GHz
VSWR	:	≤ 1.10
Durability	:	≥ 500 Cycles
IL	:	<0.06x √ F(GHz) dB
Temp.	:	-40 °C ~ +85 °C

29F-NM-001

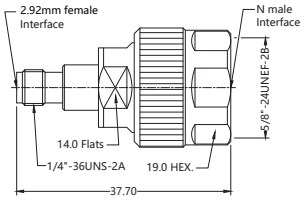

P/N	:	61-FMS005
Freq.	:	10 MHz ~ 18 GHz
VSWR	:	≤ 1.10
Durability	:	≥ 500 Cycles
IL	:	<0.06x √ F(GHz) dB
Temp.	:	-40 °C ~ +85 °C

29F-NF-001

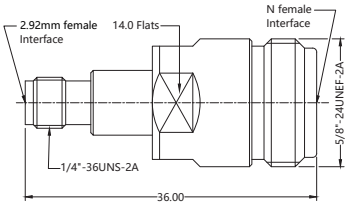

P/N	:	61-FFS054
Freq.	:	10 MHz ~ 18 GHz
VSWR	:	≤ 1.10
Durability	:	≥ 500 Cycles
IL	:	<0.06x √ F(GHz) dB
Temp.	:	-40 °C ~ +85 °C

*Material/Plating: Center Contact: Be-Cu/ Gold; Body: Stainless Steel/ Passivation; Coupling Nut: Stainless Steel/ Passivation; Insulator: PEI.

2.92 mm—SSMP

29M-SSMPM-001(M)

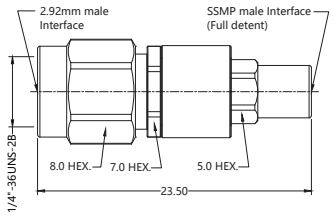

P/N	:	61-MMS106
Freq.	:	10 MHz ~ 40 GHz
VSWR	:	≤ 1.25
Durability	:	≥ 500 Cy.(2.92 mm), ≥ 100 Cy.(SSMP)
IL	:	<0.06x √ F(GHz) dB
Temp.	:	-40 °C ~ +85 °C

29M-SSMPM-001

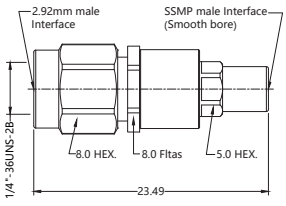

P/N	:	61-MMS153
Freq.	:	10 MHz ~ 40 GHz
VSWR	:	≤ 1.25
Durability	:	≥ 500 Cycles
IL	:	<0.06x √ F(GHz) dB
Temp.	:	-40 °C ~ +85 °C

29M-SSMPF-001(M)

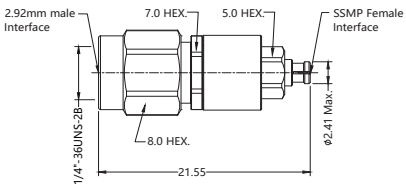

P/N	:	61-MFS163
Freq.	:	10 MHz ~ 40 GHz
VSWR	:	≤ 1.25
Durability	:	≥ 100 Cy.(SSMP Full Detent), ≥ 500 Cy.(2.92 mm/ SSMP Smooth Bore)
IL	:	<0.06x √ F(GHz) dB
Temp.	:	-40 °C ~ +85 °C

SSMPM-29F-001

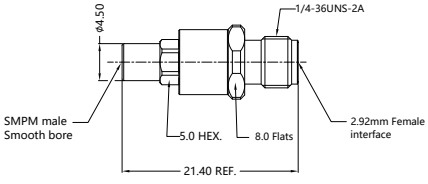

P/N	:	61-MFS232
Freq.	:	10 MHz ~ 40 GHz
VSWR	:	≤ 1.25
Durability	:	≥ 500 Cy.
IL	:	<0.06x √ F(GHz) dB
Temp.	:	-40 °C ~ +85 °C

29F-SSMPM-001(M)

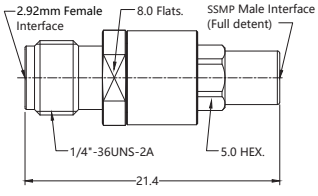

P/N	:	61-FMS074
Freq.	:	10 MHz ~ 40 GHz
VSWR	:	≤ 1.25
Durability	:	≥ 500 Cy.(2.92 mm), ≥ 100 Cy.(SSMP)
IL	:	<0.05x √ F(GHz) dB
Temp.	:	-40 °C ~ +85 °C

*Material/Plating: Center Contact: Be-Cu/ Gold; Body 1: Stainless Steel/ Passivation; Body 2: Be-Cu/ Gold; Coupling Nut: Stainless Steel/ Passivation; Insulator: PEI.

2.92 mm Between Series Adaptor

29F-SSMPM-001

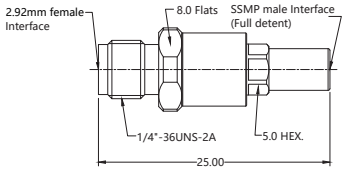

P/N	:	61-MFS041
Freq.	:	10 MHz ~ 40 GHz
VSWR	:	≤ 1.20
Durability	:	≥ 500 Cy.(2.92 mm), ≥ 100 Cy.(SSMP)
IL	:	<0.06x √ F(GHz) dB
Temp.	:	-40 °C ~ +85 °C

29F-SSMPF-002(M)

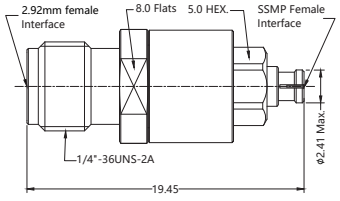

P/N	:	61-FFS181
Freq.	:	10 MHz ~ 40 GHz
VSWR	:	≤ 1.25
Durability	:	≥ 100 Cy.(SSMP Full Detent), ≥ 500 Cy.(2.92 mm/ SSMP Smooth Bore)
IL	:	<0.05x √ F(GHz) dB
Temp.	:	-40 °C ~ +85 °C

*Material/Plating: Center Contact: Be-Cu/ Gold; Body 1: Stainless Steel/ Passivation; Body 2: Be-Cu/ Gold; Coupling Nut: Stainless Steel/ Passivation; Insulator: PEI.

2.92 mm—SMP

29M-SMPM-001

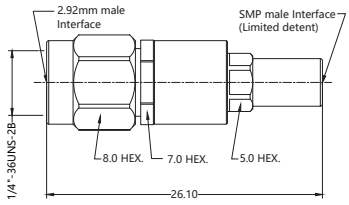

P/N	:	61-MMS027
Freq.	:	10 MHz ~ 40 GHz
VSWR	:	≤ 1.25
Durability	:	≥ 500 Cycles
IL	:	<0.06x √ F(GHz) dB
Temp.	:	-40 °C ~ +85 °C

29M-SMPM-003

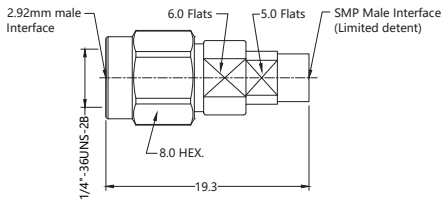

P/N	:	61-MMS167
Freq.	:	10 MHz ~ 40 GHz
VSWR	:	≤ 1.30
Durability	:	≥ 500 Cycles
IL	:	<0.12x √ F(GHz) dB
Temp.	:	-40 °C ~ +85 °C

29F-SMPM-001

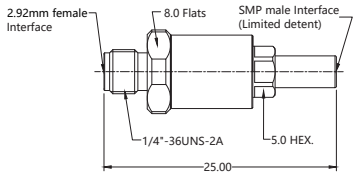

P/N	:	61-MFS004
Freq.	:	10 MHz ~ 40 GHz
VSWR	:	≤ 1.25
Durability	:	≥ 500 Cycles
IL	:	<0.06x √ F(GHz) dB
Temp.	:	-40 °C ~ +85 °C

29M-SMPF-001

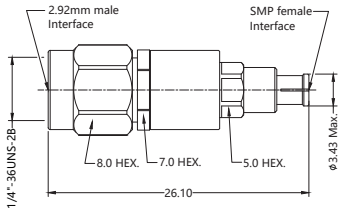

P/N	:	61-MFS050
Freq.	:	10 MHz ~ 40 GHz
VSWR	:	≤ 1.25
Durability	:	≥ 100 Cy.(SMP Full Detent), ≥ 500 Cy.(2.92 mm/ SMP Limited Detent), ≥ 1000 Cy.(SMP Smooth Bore)
IL	:	<0.06x √ F(GHz) dB
Temp.	:	-40 °C ~ +85 °C

29F-SMPM-002

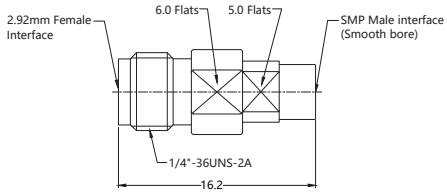

P/N	:	61-MFS249
Freq.	:	10 MHz ~ 40 GHz
VSWR	:	≤ 1.15
Durability	:	≥ 500 Cy.(2.92 mm), ≥ 1000 Cy.(SMP)
IL	:	<0.06x √ F(GHz) dB
Temp.	:	-40 °C ~ +85 °C

*Material/Plating: Center Contact: Be-Cu/ Gold; Body 1: Stainless Steel/ Passivation; Body 2: Be-Cu/ Gold; Coupling Nut: Stainless Steel/ Passivation; Insulator: PEI.

2.92 mm Between Series Adaptor

29F-SMPF-001

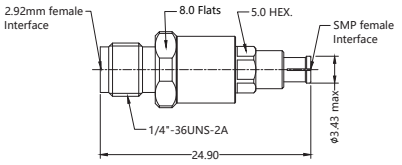

P/N	:	61-FFS009
Freq.	:	10 MHz ~ 40 GHz
VSWR	:	≤ 1.25
Durability	:	≥ 100 Cy.(SMP Full Detent), ≥ 500 Cy.(2.92 mm/ SMP Limited Detent), ≥ 1000 Cy.(SMP Smooth Bore)
IL	:	<0.06x √ F(GHz) dB
Temp.	:	-40 °C ~ +85 °C

29F-SMPF-005

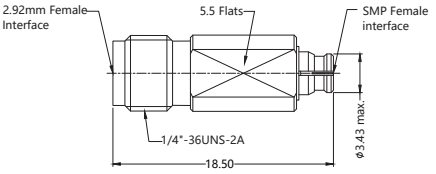

P/N	:	61-FFS295
Freq.	:	10 MHz ~ 40 GHz
VSWR	:	≤ 1.20
Durability	:	≥ 100 Cy.(SMP Full Detent), ≥ 500 Cy.(2.92 mm/ SMP Limited Detent), ≥ 1000 Cy.(SMP Smooth Bore)
IL	:	<0.04x √ F(GHz) dB
Temp.	:	-40 °C ~ +85 °C

*Material/Plating: Center Contact: Be-Cu/ Gold; Body 1: Stainless Steel/ Passivation; Body 2: Be-Cu/ Gold; Coupling Nut: Stainless Steel/ Passivation; Insulator: PEI.

3.5 mm In Series Adaptor

3.5 mm—3.5 mm

35M-35M-001

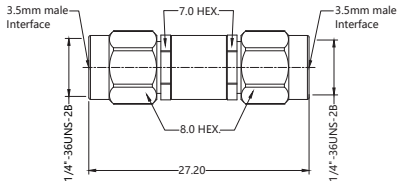

P/N	:	61-MMS014
Freq.	:	10 MHz ~ 26.5 GHz
VSWR	:	≤ 1.15
Durability	:	≥ 500 Cycles
IL	:	<0.06x √ F(GHz) dB
Temp.	:	-40 °C ~ +85 °C

35M-35F-002

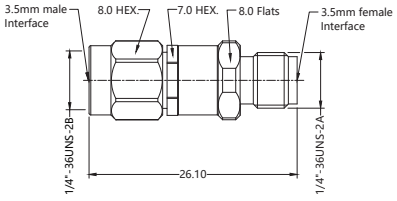

P/N	:	61-MFS016
Freq.	:	10 MHz ~ 26.5 GHz
VSWR	:	≤ 1.15
Durability	:	≥ 500 Cycles
IL	:	<0.06x √ F(GHz) dB
Temp.	:	-40 °C ~ +85 °C

35F-35F-001

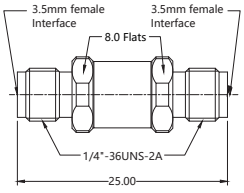

P/N	:	61-FFS031
Freq.	:	10 MHz ~ 26.5 GHz
VSWR	:	≤ 1.15
Durability	:	≥ 500 Cycles
IL	:	<0.06x √ F(GHz) dB
Temp.	:	-40 °C ~ +85 °C

35M-35F-004

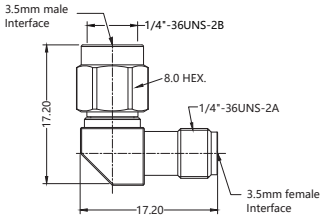

P/N	:	61-MFR001
Freq.	:	10 MHz ~ 26.5 GHz
VSWR	:	≤ 1.20
Durability	:	≥ 500 Cycles
IL	:	<0.1x √ F(GHz) dB
Temp.	:	-40 °C ~ +85 °C

35M-35F-2F001

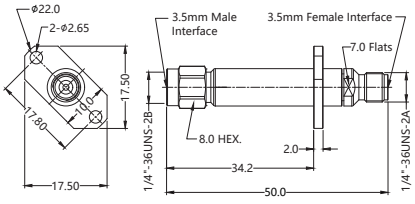

P/N	:	61-MFS274
Freq.	:	10 MHz ~ 26.5 GHz
VSWR	:	≤ 1.15
Durability	:	≥ 500 Cycles
IL	:	<0.06x √ F(GHz) dB
Temp.	:	-40 °C ~ +85 °C

*Material/Plating: Center Contact: Be-Cu/ Gold; Body: Stainless Steel/ Passivation; Coupling Nut: Stainless Steel/ Passivation; Insulator: PEI.

3.5 mm In Series Adaptor

35F-35F-4F001

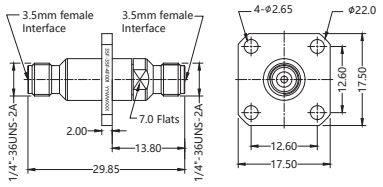

P/N	:	61-FFS185
Freq.	:	10 MHz ~ 26.5 GHz
VSWR	:	≤ 1.15
Durability	:	≥ 500 Cycles
IL	:	<0.06x √ F(GHz) dB
Temp.	:	-40 °C ~ +85 °C

35F-35F-4HF-001

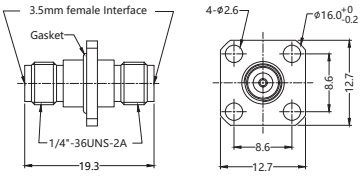

P/N	:	61-FFS032
Freq.	:	10 MHz ~ 26.5 GHz
VSWR	:	≤ 1.15
Durability	:	≥ 500 Cycles
IL	:	<0.06x √ F(GHz) dB
Temp.	:	-40 °C ~ +85 °C

*Material/Plating: Center Contact: Be-Cu/ Gold; Body: Stainless Steel/ Passivation; Coupling Nut: Stainless Steel/ Passivation; Insulator: PEI.

3.5 mm Between Series Adaptor

3.5 mm— SSMA

35F-SSMAM-001

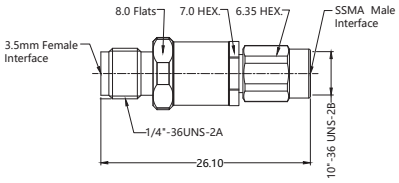

P/N	:	61-FMS075
Freq.	:	10 MHz ~ 26.5 GHz
VSWR	:	≤ 1.20
Durability	:	≥ 500 Cycles
IL	:	<0.06x √ F(GHz) dB
Temp.	:	-40 °C ~ +85 °C

*Material/Plating: Center Contact: Be-Cu/ Gold; Body: Stainless Steel/ Passivation; Coupling Nut: Stainless Steel/ Passivation; Insulator: PEI.

3.5 mm Between Series Adaptor

3.5 mm— N

35M-NM-001

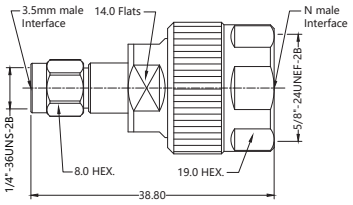

P/N	:	61-MMS001
Freq.	:	10 MHz ~ 18 GHz
VSWR	:	≤ 1.10
Durability	:	≥ 500 Cycles
IL	:	<0.06x √ F(GHz) dB
Temp.	:	-40 °C ~ +85 °C

35M-NM-002

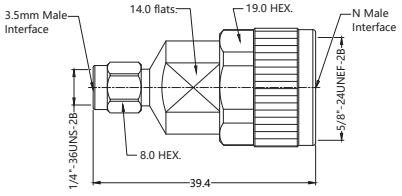

P/N	:	61-MMS162
Freq.	:	10 MHz ~ 18 GHz
VSWR	:	≤ 1.15
Durability	:	≥ 500 Cycles
IL	:	<0.06x √ F(GHz) dB
Temp.	:	-40 °C ~ +85 °C

35M-NF-002

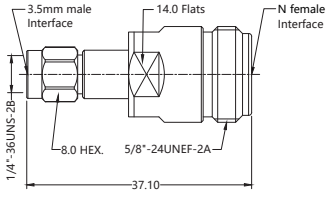

P/N	:	61-MFS002
Freq.	:	10 MHz ~ 18 GHz
VSWR	:	≤ 1.15
Durability	:	≥ 500 Cycles
IL	:	<0.06x √ F(GHz) dB
Temp.	:	-40 °C ~ +85 °C

35F-NM-001

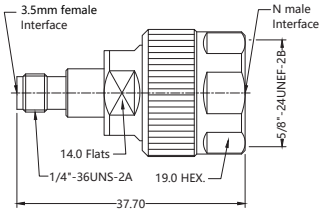

P/N	:	61-FMS018
Freq.	:	10 MHz ~ 18 GHz
VSWR	:	≤ 1.10
Durability	:	≥ 500 Cycles
IL	:	<0.06x √ F(GHz) dB
Temp.	:	-40 °C ~ +85 °C

35F-NF-002

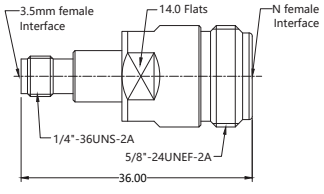

P/N	:	61-FFS036
Freq.	:	10 MHz ~ 18 GHz
VSWR	:	≤ 1.10
Durability	:	≥ 500 Cycles
IL	:	<0.06x √ F(GHz) dB
Temp.	:	-40 °C ~ +85 °C

*Material/Plating: Center Contact: Be-Cu/ Gold; Body: Stainless Steel/ Passivation; Coupling Nut: Stainless Steel/ Passivation; Insulator: PEI.

3.5 mm Between Series Adaptor

35F-NF-003

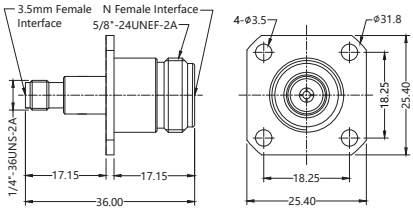

P/N	:	61-FFS012
Freq.	:	10 MHz ~ 18 GHz
VSWR	:	≤ 1.10
Durability	:	≥ 500 Cycles
IL	:	<0.06x √ F(GHz) dB
Temp.	:	-40 °C ~ +85 °C

*Material/Plating: Center Contact: Be-Cu/ Gold; Body: Stainless Steel/ Passivation; Coupling Nut: Stainless Steel/ Passivation; Insulator: PEI.

3.5 mm Between Series Adaptor

3.5 mm— TNC

35M-TM-001

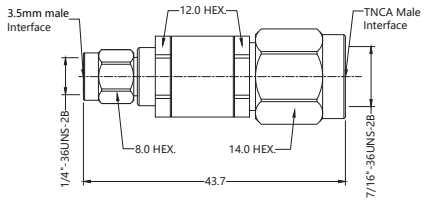

P/N	:	61-MMS003
Freq.	:	10 MHz ~ 18 GHz
VSWR	:	≤ 1.15
Durability	:	≥ 500 Cycles
IL	:	<0.06x √ F(GHz) dB
Temp.	:	-40 °C ~ +85 °C

35M-TF-001

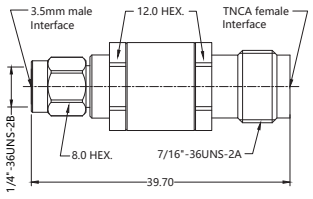

P/N	:	61-MFS003
Freq.	:	10 MHz ~ 18 GHz
VSWR	:	≤ 1.15
Durability	:	≥ 500 Cycles
IL	:	<0.06x √ F(GHz) dB
Temp.	:	-40 °C ~ +85 °C

35F-TM-001

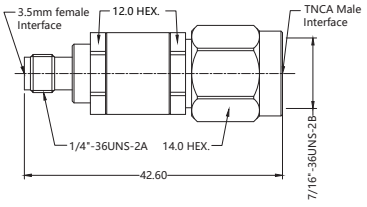

P/N	:	61-FMS002
Freq.	:	10 MHz ~ 18 GHz
VSWR	:	≤ 1.15
Durability	:	≥ 500 Cycles
IL	:	<0.06x √ F(GHz) dB
Temp.	:	-40 °C ~ +85 °C

35F-TF-001

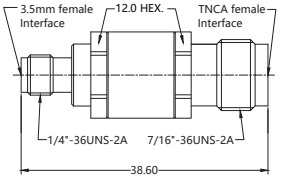

P/N	:	61-FFS002
Freq.	:	10 MHz ~ 18 GHz
VSWR	:	≤ 1.15
Durability	:	≥ 500 Cycles
IL	:	<0.06x √ F(GHz) dB
Temp.	:	-40 °C ~ +85 °C

*Material/Plating: Center Contact: Be-Cu/ Gold; Body: Stainless Steel/ Passivation; Coupling Nut: Stainless Steel/ Passivation; Insulator: PEI& PTFE.

3.5 mm—SMP

35M-SMPM-001

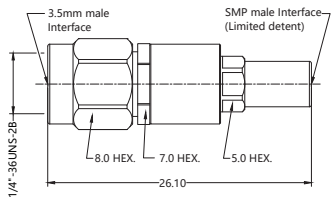

P/N	:	61-MMS018
Freq.	:	10 MHz ~ 26.5 GHz
VSWR	:	≤ 1.20
Durability	:	≥ 500 Cycles
IL	:	<0.06x √ F(GHz) dB
Temp.	:	-40 °C ~ +85 °C

35M-SMPF-001

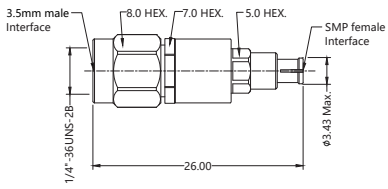

P/N	:	61-FMS009
Freq.	:	10 MHz ~ 26.5 GHz
VSWR	:	≤ 1.20
Durability	:	≥ 100 Cy.(SMP Full Detent), ≥ 500 Cy.(3.5 mm/ SMP Limited Detent), ≥ 1000 Cy.(SMP Smooth Bore)
IL	:	<0.06x √ F(GHz) dB
Temp.	:	-40 °C ~ +85 °C

35F-SMPM-001

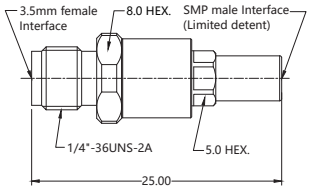

P/N	:	61-MFS028
Freq.	:	10 MHz ~ 26.5 GHz
VSWR	:	≤ 1.20
Durability	:	≥ 500 Cycles
IL	:	<0.06x √ F(GHz) dB
Temp.	:	-40 °C ~ +85 °C

35F-SMPF-001

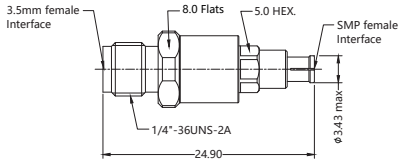

P/N	:	61-FFS008
Freq.	:	10 MHz ~ 26.5 GHz
VSWR	:	≤ 1.20
Durability	:	≥ 100 Cy.(SMP Full Detent), ≥ 500 Cy.(3.5 mm/ SMP Limited Detent), ≥ 1000 Cy.(SMP Smooth Bore
IL	:	<0.06x √ F(GHz) dB
Temp.	:	-40 °C ~ +85 °C

*Material/Plating: Center Contact: Be-Cu/ Gold; Body: Stainless Steel/ Passivation; Coupling Nut: Stainless Steel/ Passivation; Insulator: PEI.

SSMA In Series Adaptor

SSMA— SSMA

SSMAF-SSMAF-002

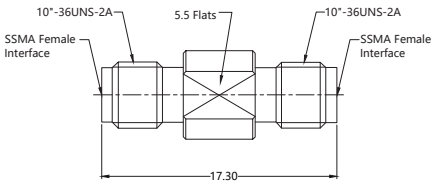

P/N	:	61-FFS303
Freq.	:	10 MHz ~ 18 GHz
VSWR	:	≤ 1.20
Durability	:	≥ 500 Cycles
IL	:	<0.09x √ F(GHz) dB
Temp.	:	-40 °C ~ +85 °C

*Material/Plating: Center Contact: Be-Cu/ Gold; Body: Stainless Steel/ Passivation; Coupling Nut: Stainless Steel/ Passivation; Insulator: PTFE.

SMA— SMA

SM-SM-001

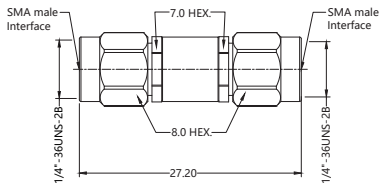

P/N	:	61-MMS006
Freq.	:	10 MHz ~ 26.5 GHz
VSWR	:	≤ 1.15
Durability	:	≥ 500 Cycles
IL	:	<0.06x √ F(GHz) dB
Temp.	:	-40 °C ~ +85 °C

SM-SF-001

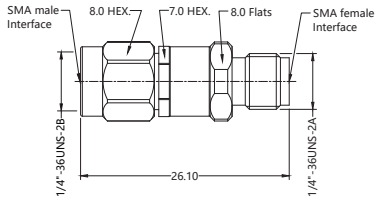

P/N	:	61-MFS011
Freq.	:	10 MHz ~ 26.5 GHz
VSWR	:	≤ 1.15
Durability	:	≥ 500 Cycles
IL	:	<0.06x √ F(GHz) dB
Temp.	:	-40 °C ~ +85 °C

SF-SF-001

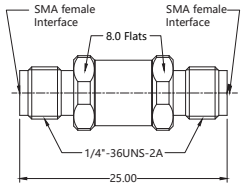

P/N	:	61-FFS006
Freq.	:	10 MHz ~ 26.5 GHz
VSWR	:	≤ 1.15
Durability	:	≥ 500 Cycles
IL	:	<0.1 √ F(GHz) dB
Temp.	:	-40 °C ~ +85 °C

SF-SF-020

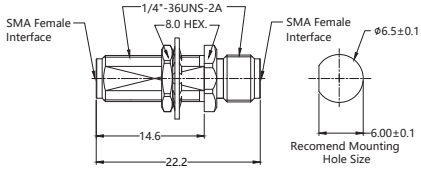

P/N	:	61-FFS297
Freq.	:	10 MHz ~ 18 GHz
VSWR	:	≤ 1.15
Durability	:	≥ 500 Cycles
IL	:	<0.05x √ F(GHz) dB
Temp.	:	-40 °C ~ +85 °C

SF-SF-4F004

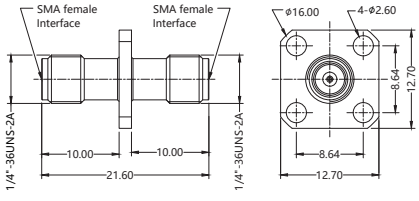

P/N	:	61-FFS073
Freq.	:	10 MHz ~ 18 GHz
VSWR	:	≤ 1.20
Durability	:	≥ 500 Cycles
IL	:	<0.05x √ F(GHz) dB
Temp.	:	-40 °C ~ +85 °C

*Material/Plating: Center Contact: Be-Cu/ Gold; Body: Stainless Steel/ Passivation; Coupling Nut: Brass/ Gold; Insulator: PTFE.

SMA In Series Adaptor

SF-SF-019

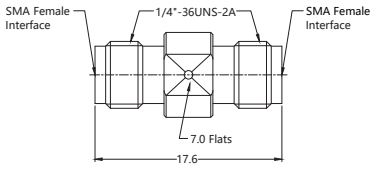

P/N	:	TV-61-FFS279
Freq.	:	10 MHz ~ 18 GHz
VSWR	:	≤ 1.20
Durability	:	≥ 500 Cycles
IL	:	<0.06x √ F(GHz) dB
Temp.	:	-40 °C ~ +85 °C

*Material/Plating: Center Contact: Be-Cu/ Gold; Body: Stainless Steel/ Passivation; Coupling Nut: Stainless Steel/ Passivation; Insulator: PTFE.

SMA— SSMA

SM-SSMAF-001

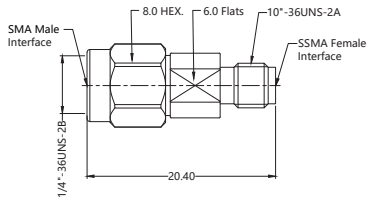

P/N	:	61-MFS264
Freq.	:	10 MHz ~ 18 GHz
VSWR	:	≤ 1.15
Durability	:	≥ 500 Cycles
IL	:	<0.06x √ F(GHz) dB
Temp.	:	-40 °C ~ +85 °C

SF-SSMAM-002

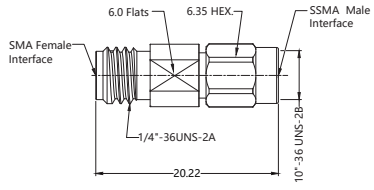

P/N	:	61-MFS244
Freq.	:	10 MHz ~ 18 GHz
VSWR	:	≤ 1.15
Durability	:	≥ 500 Cycles
IL	:	<0.05x √ F(GHz) dB
Temp.	:	-40 °C ~ +85 °C

*Material/Plating: Center Contact: Be-Cu/ Gold; Body: Stainless Steel/ Passivation; Coupling Nut: Stainless Steel/ Passivation; Insulator: PTFE.

SMA— N

SM-NM-001

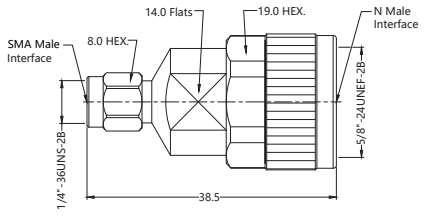

P/N	:	61-MMS154
Freq.	:	10 MHz ~ 18 GHz
VSWR	:	≤ 1.15
Durability	:	≥ 500 Cycles
IL	:	<0.05x √ F(GHz) dB
Temp.	:	-40 °C ~ +85 °C

SF-NM-004

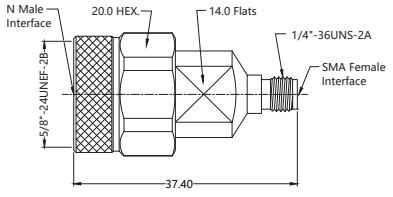

P/N	:	61-FMS092
Freq.	:	10 MHz ~ 18 GHz
VSWR	:	≤ 1.18
Durability	:	≥ 500 Cycles
IL	:	<0.05x √ F(GHz) dB
Temp.	:	-40 °C ~ +85 °C

NF-SM-001

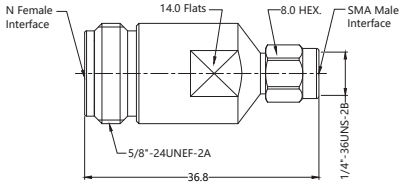

P/N	:	61-MFS051
Freq.	:	10 MHz ~ 18 GHz
VSWR	:	≤ 1.15
Durability	:	≥ 500 Cycles
IL	:	<0.05x √ F(GHz) dB
Temp.	:	-40 °C ~ +85 °C

SF-NF-005

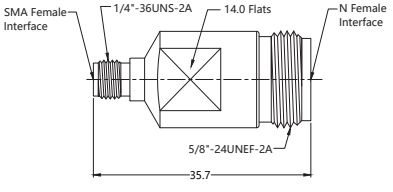

P/N	:	61-FFS251
Freq.	:	10 MHz ~ 18 GHz
VSWR	:	≤ 1.15
Durability	:	≥ 500 Cycles
IL	:	<0.05x √ F(GHz) dB
Temp.	:	-40 °C ~ +85 °C

SF-NM-005

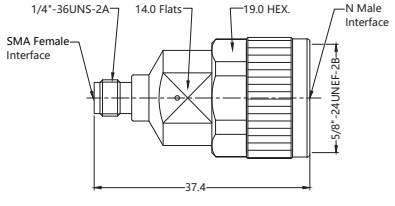

P/N	:	TV-61-MFS246
Freq.	:	10 MHz ~ 18 GHz
VSWR	:	≤ 1.20
Durability	:	≥ 500 Cycles
IL	:	<0.06x √ F(GHz) dB
Temp.	:	-40 °C ~ +85 °C

*Material/Plating: Center Contact: Be-Cu/ Gold; Body: Stainless Steel/ Passivation; Coupling Nut: Stainless Steel/ Passivation; Insulator: PEI.

SMA Between Series Adaptor

SF-NF-006

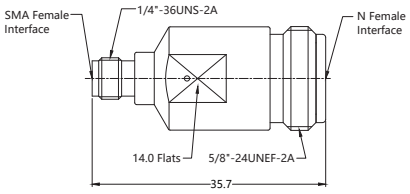

P/N	:	TV-61-FFS277
Freq.	:	10 MHz ~ 18 GHz
VSWR	:	≤ 1.20
Durability	:	≥ 500 Cycles
IL	:	<0.06x √ F(GHz) dB
Temp.	:	-40 °C ~ +85 °C

*Material/Plating: Center Contact: Be-Cu/ Gold; Body: Stainless Steel/ Passivation; Insulator: PEI& PTFE

SMA— TNC

SM-TF-001

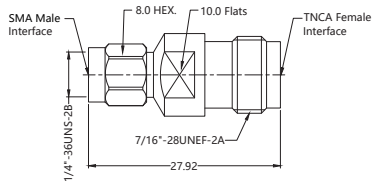

P/N	:	61-MFS240
Freq.	:	10 MHz ~ 18 GHz
VSWR	:	≤ 1.20
Durability	:	≥ 500 Cycles
IL	:	<0.05x √ F(GHz) dB
Temp.	:	-40 °C ~ +85 °C

SM-TF-002

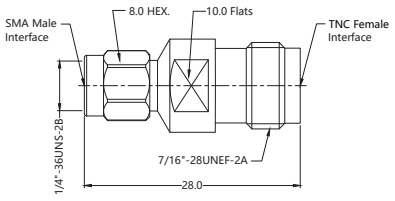

P/N	:	61-MFS259
Freq.	:	10 MHz ~ 18 GHz
VSWR	:	≤ 1.20
Durability	:	≥ 500 Cycles
IL	:	<0.05x √ F(GHz) dB
Temp.	:	-40 °C ~ +85 °C

SF-TM-003

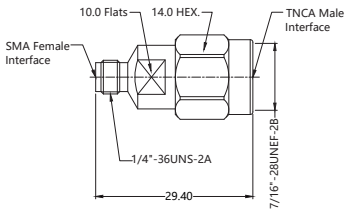

P/N	:	61-MFS265
Freq.	:	10 MHz ~ 18 GHz
VSWR	:	≤ 1.15
Durability	:	≥ 500 Cycles
IL	:	<0.05x √ F(GHz) dB
Temp.	:	-40 °C ~ +85 °C

SF-TF-004

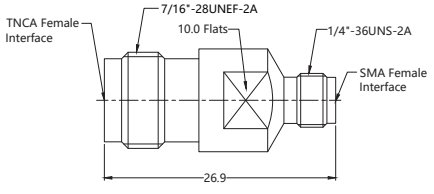

P/N	:	61-FFS258
Freq.	:	10 MHz ~ 18 GHz
VSWR	:	≤ 1.20
Durability	:	≥ 500 Cycles
IL	:	<0.05x √ F(GHz) dB
Temp.	:	-40 °C ~ +85 °C

SF-TM-002

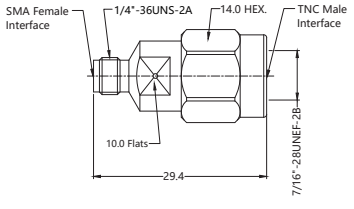

P/N	:	TV-61-MFS248
Freq.	:	10 MHz ~ 18 GHz
VSWR	:	≤ 1.15
Durability	:	≥ 500 Cycles
IL	:	<0.06x √ F(GHz) dB
Temp.	:	-40 °C ~ +85 °C

*Material/Plating: Center Contact: Be-Cu/ Gold; Body: Stainless Steel/ Passivation; Coupling Nut: Stainless Steel/ Passivation; Insulator: PTFE.

SMA Between Series Adaptor

SF-TF-005

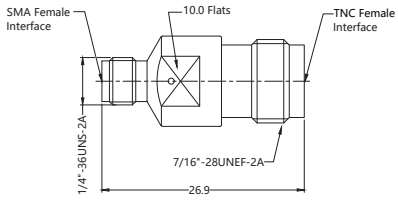

P/N	:	TV-61-FFS280
Freq.	:	10 MHz ~ 18 GHz
VSWR	:	≤ 1.15
Durability	:	≥ 500 Cycles
IL	:	<0.06x √ F(GHz) dB
Temp.	:	-40 °C ~ +85 °C

*Material/Plating: Center Contact: Be-Cu/ Gold; Body: Stainless Steel/ Passivation; Insulator: PTFE.

SMA— SMP

SM-SMPF-003

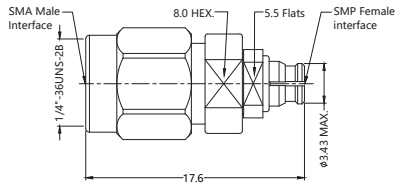

P/N	:	61-MFS231
Freq.	:	10 MHz ~ 18 GHz
VSWR	:	≤ 1.15
Durability	:	≥ 100 Cy.(SMP Full Detent), ≥ 500 Cy.(SMA/ SMP Limited Detent), ≥ 1000 Cy.(SMP Smooth Bore)
IL	:	<0.12x √ F(GHz) dB
Temp.	:	-40 °C ~ +85 °C

SF-SMPM-001

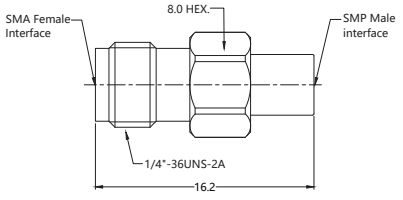

P/N	:	61-FMS087
Freq.	:	10 MHz ~ 18 GHz
VSWR	:	≤ 1.15
Durability	:	≥ 100 Cy.(SMP Full Detent), ≥ 500 Cy.(SMA/ SMP Limited Detent), ≥ 1000 Cy.(SMP Smooth Bore)
IL	:	<0.12x √ F(GHz) dB
Temp.	:	-40 °C ~ +85 °C

SF-SMPF-001

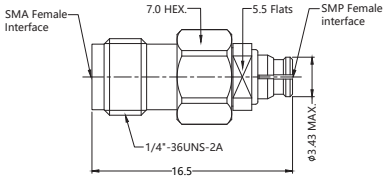

P/N	:	61-FFS250
Freq.	:	10 MHz ~ 18 GHz
VSWR	:	≤ 1.15
Durability	:	≥ 100 Cy.(SMP Full Detent), ≥ 500 Cy.(SMA/ SMP Limited Detent), ≥ 1000 Cy.(SMP Smooth Bore)
IL	:	<0.12x √ F(GHz) dB
Temp.	:	-40 °C ~ +85 °C

SF-SMPF-002

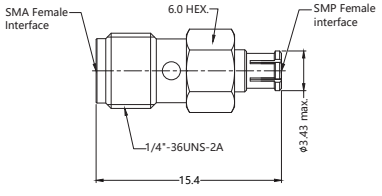

P/N	:	61-FFS300
Freq.	:	10 MHz ~ 18 GHz
VSWR	:	≤ 1.20
Durability	:	≥ 100 Cy.(SMP Full Detent), ≥ 500 Cy.(SMA/ SMP Limited Detent), ≥ 1000 Cy.(SMP Smooth Bore)
IL	:	<0.12x √ F(GHz) dB
Temp.	:	-40 °C ~ +85 °C

*Material/Plating: Center Contact: Be-Cu/ Gold; Body 1: Stainless Steel/ Passivation; Body 2: Be-Cu/ Gold; Coupling Nut: Stainless Steel/ Passivation; Insulator: PEI

SMA— BNC

BM-SF-003

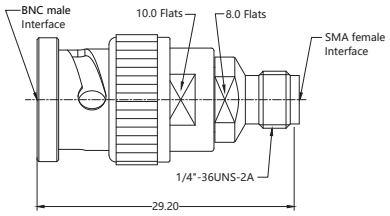

P/N	:	61-MFS268
Freq.	:	10 MHz ~ 6 GHz
VSWR	:	≤ 1.15
Durability	:	≥ 500 Cycles
IL	:	<0.05x √ F(GHz) dB
Temp.	:	-40 °C ~ +85 °C

BM-SF-002

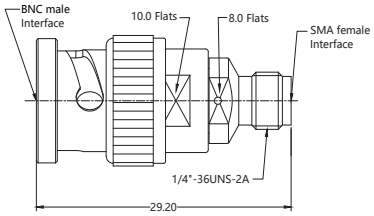

P/N	:	TV-61-MFS245
Freq.	:	10 MHz ~ 6 GHz
VSWR	:	≤ 1.15
Durability	:	≥ 500 Cycles
IL	:	<0.06x √ F(GHz) dB
Temp.	:	-40 °C ~ +85 °C

*Material/Plating: Center Contact: Be-Cu/ Gold; Body: Stainless Steel/ Passivation; Coupling Nut: Brass/ Ternary Alloy; Insulator: PEI& PTFE.

N— N

NM-NM-001

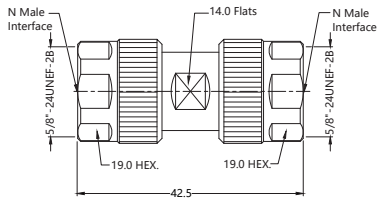

P/N	:	61-MMS032
Freq.	:	10 MHz ~ 18 GHz
VSWR	:	≤ 1.20
Durability	:	≥ 500 Cycles
IL	:	<0.1x √ F(GHz) dB
Temp.	:	-40 °C ~ +85 °C

NM-NF-001

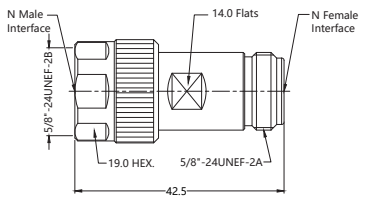

P/N	:	61-MFS007
Freq.	:	10 MHz ~ 18 GHz
VSWR	:	≤ 1.10
Durability	:	≥ 500 Cycles
IL	:	<0.06x √ F(GHz) dB
Temp.	:	-40 °C ~ +85 °C

NF-NF-001

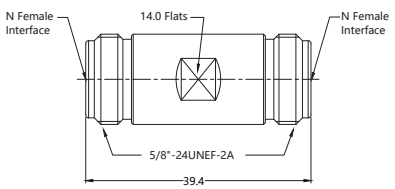

P/N	:	61-FFS004
Freq.	:	10 MHz ~ 18 GHz
VSWR	:	≤ 1.20
Durability	:	≥ 500 Cycles
IL	:	<0.1x √ F(GHz) dB
Temp.	:	-40 °C ~ +85 °C

NF-NF-005

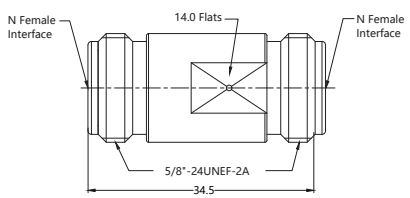

P/N	:	TV-61-FFS276
Freq.	:	10 MHz ~ 18 GHz
VSWR	:	≤ 1.20
Durability	:	≥ 500 Cycles
IL	:	<0.06x √ F(GHz) dB
Temp.	:	-40 °C ~ +85 °C

*Material/Plating: Center Contact: Be-Cu/ Gold; Body: Stainless Steel/ Passivation; Coupling Nut: Stainless Steel/ Passivation; Insulator: PEI.

N— TNCA

NM-TM-001

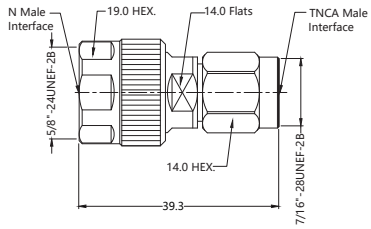

P/N	:	61-MMS005
Freq.	:	10 MHz ~ 18 GHz
VSWR	:	≤ 1.15
Durability	:	≥ 500 Cycles
IL	:	<0.06x √ F(GHz) dB
Temp.	:	-40 °C ~ +85 °C

NM-TF-001

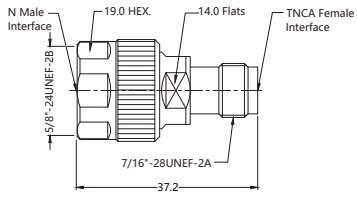

P/N	:	61-MFS010
Freq.	:	10 MHz ~ 18 GHz
VSWR	:	≤ 1.15
Durability	:	≥ 500 Cycles
IL	:	<0.06x √ F(GHz) dB
Temp.	:	-40 °C ~ +85 °C

NM-TF-001

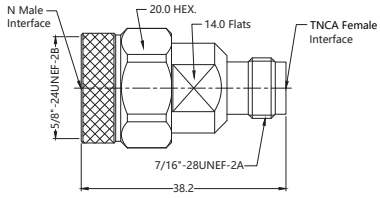

P/N	:	61-MFS239
Freq.	:	10 MHz ~ 18 GHz
VSWR	:	≤ 1.20
Durability	:	≥ 500 Cycles
IL	:	<0.05x √ F(GHz) dB
Temp.	:	-40 °C ~ +85 °C

NF-TM-001

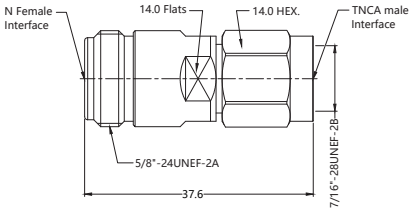

P/N	:	61-MFS005
Freq.	:	10 MHz ~ 18 GHz
VSWR	:	≤ 1.15
Durability	:	≥ 500 Cycles
IL	:	<0.06x √ F(GHz) dB
Temp.	:	-40 °C ~ +85 °C

NF-TM-003

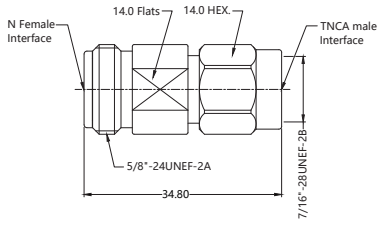

P/N	:	61-MFS266
Freq.	:	10 MHz ~ 18 GHz
VSWR	:	≤ 1.30
Durability	:	≥ 500 Cycles
IL	:	<0.06x √ F(GHz) dB
Temp.	:	-40 °C ~ +85 °C

*Material/Plating: Center Contact: Be-Cu/ Gold; Body: Stainless Steel/ Passivation; Coupling Nut: Stainless Steel/ Passivation; Insulator: PEI.

N Between Series Adaptor

NF-TF-001

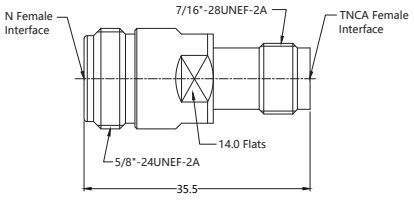

P/N	:	61-FFS005
Freq.	:	10 MHz ~ 18 GHz
VSWR	:	≤ 1.15
Durability	:	≥ 500 Cycles
IL	:	<0.06x √ F(GHz) dB
Temp.	:	-40 °C ~ +85 °C

NF-TF-002

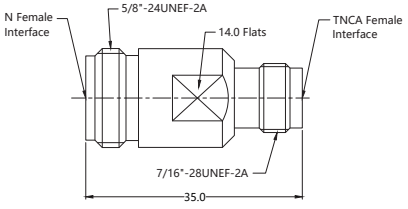

P/N	:	61-FFS257
Freq.	:	10 MHz ~ 18 GHz
VSWR	:	≤ 1.20
Durability	:	≥ 500 Cycles
IL	:	<0.05x √ F(GHz) dB
Temp.	:	-40 °C ~ +85 °C

NF-TM-002

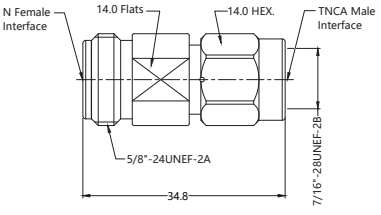

P/N	:	TV-61-MFS247
Freq.	:	10 MHz ~ 10 GHz
VSWR	:	≤ 1.30
Durability	:	≥ 500 Cycles
IL	:	<0.06x √ F(GHz) dB
Temp.	:	-40 °C ~ +85 °C

NF-TF-003

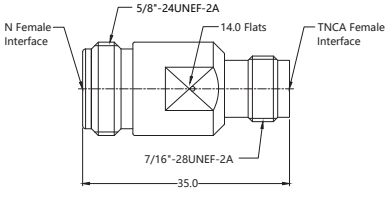

P/N	:	TV-61-FFS278
Freq.	:	10 MHz ~ 18 GHz
VSWR	:	≤ 1.30
Durability	:	≥ 500 Cycles
IL	:	<0.06x √ F(GHz) dB
Temp.	:	-40 °C ~ +85 °C

*Material/Plating: Center Contact: Be-Cu/ Gold; Body: Stainless Steel/ Passivation; Coupling Nut: Stainless Steel/ Passivation; Insulator: PEI.

N— BNC

NF-BM-003

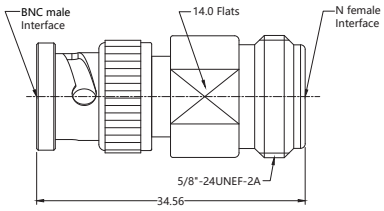

P/N	:	61-FMS097
Freq.	:	10 MHz ~ 6 GHz
VSWR	:	≤ 1.15
Durability	:	≥ 500 Cycles
IL	:	<0.06x √ F(GHz) dB
Temp.	:	-40 °C ~ +85 °C

*Material/Plating: Center Contact: Be-Cu/ Gold; Body: Stainless Steel/ Passivation; Coupling Nut: Brass/ Ternary Alloy; Insulator: PEI.

TNC/TNCA Between Series Adaptor

TNC/TNCA— TNC/TNCA

TM-TM-001

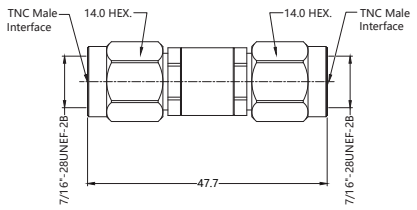

P/N	:	61-MMS037
Freq.	:	10 MHz ~ 11 GHz
VSWR	:	≤ 1.15
Durability	:	≥ 500 Cycles
IL	:	<0.06x √ F(GHz) dB
Temp.	:	-40 °C ~ +85 °C

TM-TF-001

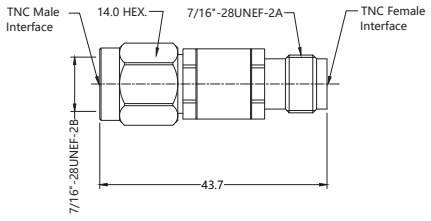

P/N	:	61-FFS086
Freq.	:	10 MHz ~ 11 GHz
VSWR	:	≤ 1.15
Durability	:	≥ 500 Cycles
IL	:	<0.06x √ F(GHz) dB
Temp.	:	-40 °C ~ +85 °C

TF-TF-001

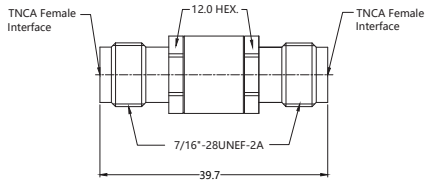

P/N	:	61-FFS082
Freq.	:	10 MHz ~ 18 GHz
VSWR	:	≤ 1.15
Durability	:	≥ 500 Cycles
IL	:	<0.06x √ F(GHz) dB
Temp.	:	-40 °C ~ +85 °C

TF-TF-007

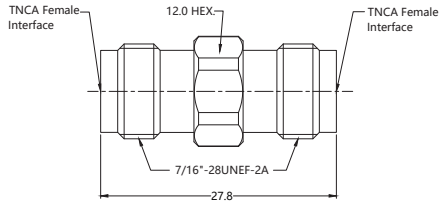

P/N	:	61-FFS259
Freq.	:	10 MHz ~ 18 GHz
VSWR	:	≤ 1.20
Durability	:	≥ 500 Cycles
IL	:	<0.06x √ F(GHz) dB
Temp.	:	-40 °C ~ +85 °C

*Material/Plating: Center Contact: Be-Cu/ Gold; Body: Stainless Steel/ Passivation; Coupling Nut: Stainless Steel/ Passivation; Insulator: PTFE.

SC— SC

SCF-SCF-001

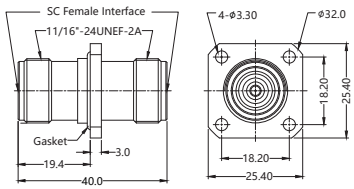

P/N	:	61-FFS191
Freq.	:	10 MHz ~ 6 GHz
VSWR	:	≤ 1.20
Durability	:	≥ 500 Cycles
IL	:	<0.06x √ F(GHz) dB
Temp.	:	-40 °C ~ +85 °C

*Material/Plating: Center Contact: Be-Cu/ Gold; Body: Stainless Steel/ Passivation; Insulator: PTFE.

SSMP— SSMP

SSMPF-SSMPF-006

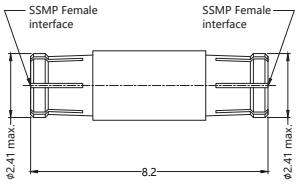

P/N	:	61-FFS305
Freq.	:	10 MHz ~ 18 GHz
VSWR	:	≤ 1.30
Durability	:	≥ 100 Cy.(SSMP Full Detent), ≥ 500 Cy.(SSMP Smooth Bore)
IL	:	<0.06x √ F(GHz) dB
Temp.	:	-40 °C ~ +85 °C

SSMPF-SSMPF-007

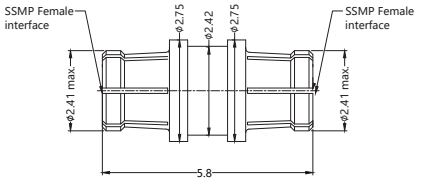

P/N	:	61-FFS313
Freq.	:	10 MHz ~ 18 GHz
VSWR	:	≤ 1.25
Durability	:	≥ 100 Cy.(SSMP Full Detent), ≥ 500 Cy.(SSMP Smooth Bore)
IL	:	<0.12x √ F(GHz) dB
Temp.	:	-40 °C ~ +85 °C

*Material/Plating: Center Contact: Be-Cu/ Gold; Body: Be-Cu/ Gold; Insulator: PTFE.

SMP— SMP

SMPF-SMPF-001

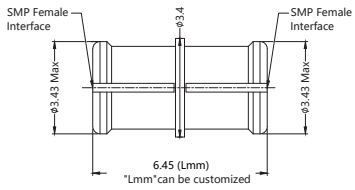

P/N	:	61-FFS080
Freq.	:	10 MHz ~ 18 GHz
VSWR	:	≤ 1.30
Durability	:	≥ 100 Cy.(SMP Full Detent), ≥ 500 Cy.(SMP Limited Detent), ≥ 1000 Cy.(SMP Smooth Bore)
IL	:	<0.06x √ F(GHz) dB
Temp.	:	-40 °C ~ +85 °C

SMPF-SMPF-015

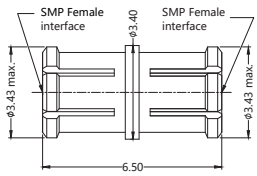

P/N	:	61-FFS298
Freq.	:	10 MHz ~ 18 GHz
VSWR	:	≤ 1.15
Durability	:	≥ 100 Cy.(SMP Full Detent), ≥ 500 Cy.(SMP Limited Detent), ≥ 1000 Cy.(SMP Smooth Bore)
IL	:	<0.06x √ F(GHz) dB
Temp.	:	-40 °C ~ +85 °C

SMPXF-SMPM-001

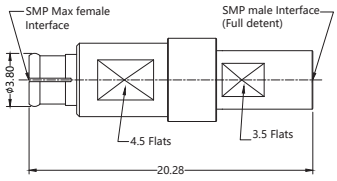

P/N	:	61-FMS068
Freq.	:	10 MHz ~ 18 GHz
VSWR	:	≤ 1.20
Durability	:	≥ 100 Cy.(SMP Full Detent), ≥ 500 Cy.(SMP Limited Detent), ≥ 1000 Cy.(SMP Smooth Bore)
IL	:	<0.05x √ F(GHz) dB
Temp.	:	-40 °C ~ +85 °C

*Material/Plating: Center Contact: Be-Cu/ Gold; Body: Be-Cu & Stainless Steel/ Gold & Passivation; Insulator: PTFE.

Ruggedized Test Port Adaptor

1.0 mm Series

N10M-10M-001

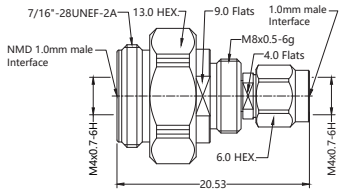

P/N	:	61-MMS145
Freq.	:	10 MHz ~ 110 GHz
VSWR	:	≤ 1.30
Durability	:	≥ 500 Cycles
IL	:	<0.1x √ F(GHz) dB
Temp.	:	-40 °C ~ +85 °C

1.85 mm Series

N18M-18M-001

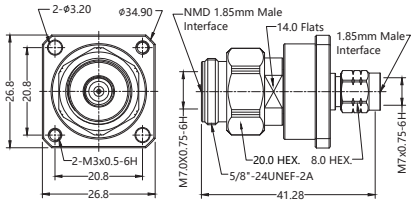

P/N	:	61-MMS069
Freq.	:	10 MHz ~ 67 GHz
VSWR	:	≤ 1.25
Durability	:	≥ 500 Cycles
IL	:	<0.08x √ F(GHz) dB
Temp.	:	-40 °C ~ +85 °C

N18M-18F-001

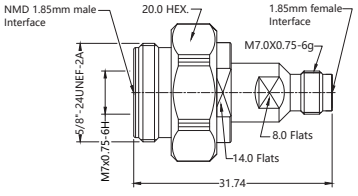

P/N	:	61-MFS269
Freq.	:	10 MHz ~ 67 GHz
VSWR	:	≤ 1.25
Durability	:	≥ 500 Cycles
IL	:	<0.08x √ F(GHz) dB
Temp.	:	-40 °C ~ +85 °C

N18F-18F-001

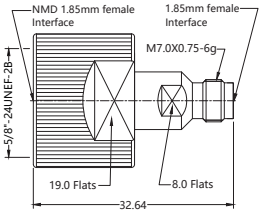

P/N	:	61-FFS307
Freq.	:	10 MHz ~ 67 GHz
VSWR	:	≤ 1.25
Durability	:	≥ 500 Cycles
IL	:	<0.08x √ F(GHz) dB
Temp.	:	-40 °C ~ +85 °C

A18F-18F-001

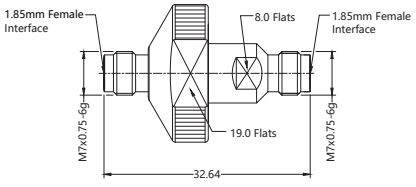

P/N	:	61-FFS308
Freq.	:	10 MHz ~ 67 GHz
VSWR	:	≤ 1.25
Durability	:	≥ 500 Cycles
IL	:	<0.08x √ F(GHz) dB
Temp.	:	-40 °C ~ +85 °C

Ruggedized Test Port Adaptor

18F-N24M-BH001

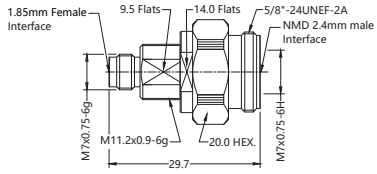

P/N	:	61-FMS069
Freq.	:	10 MHz ~ 50 GHz
VSWR	:	≤ 1.20
Durability	:	≥ 500 Cycles
IL	:	<0.06x √ F(GHz) dB
Temp.	:	-40 °C ~ +85 °C

18F-A24F-BH001

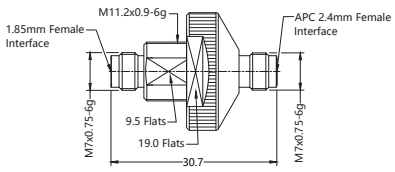

P/N	:	61-FFS173
Freq.	:	10 MHz ~ 50 GHz
VSWR	:	≤ 1.20
Durability	:	≥ 500 Cycles
IL	:	<0.06x √ F(GHz) dB
Temp.	:	-40 °C ~ +85 °C

18F-N29M-BH001

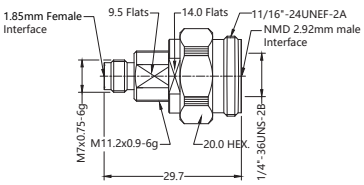

P/N	:	61-FMS070
Freq.	:	10 MHz ~ 40 GHz
VSWR	:	≤ 1.20
Durability	:	≥ 500 Cycles
IL	:	<0.05x √ F(GHz) dB
Temp.	:	-40 °C ~ +85 °C

18F-A29F-BH001

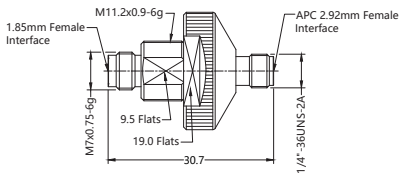

P/N	:	61-FFS174
Freq.	:	10 MHz ~ 40 GHz
VSWR	:	≤ 1.20
Durability	:	≥ 500 Cycles
IL	:	<0.06x √ F(GHz) dB
Temp.	:	-40 °C ~ +85 °C

18F-N35M-BH001

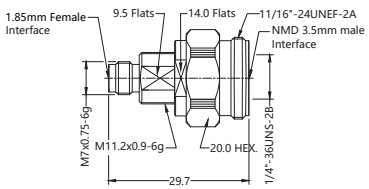

P/N	:	61-FMS071
Freq.	:	10 MHz ~ 26.5 GHz
VSWR	:	≤ 1.20
Durability	:	≥ 500 Cycles
IL	:	<0.06x √ F(GHz) dB
Temp.	:	-40 °C ~ +85 °C

*Material/Plating: Center Contact: Be-Cu/ Gold; Body: Stainless Steel/ Passivation; Coupling Nut: Stainless Steel/ Passivation; Insulator: PEI.

Ruggedized Test Port Adaptor

18F-A35F-BH001

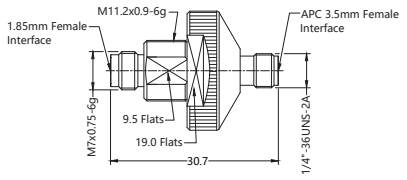

P/N	:	61-FFS175
Freq.	:	10 MHz ~ 26.5 GHz
VSWR	:	≤ 1.20
Durability	:	≥ 500 Cycles
IL	:	<0.05x √ F(GHz) dB
Temp.	:	-40 °C ~ +85 °C

2.4 mm Series

N24M-24M-001

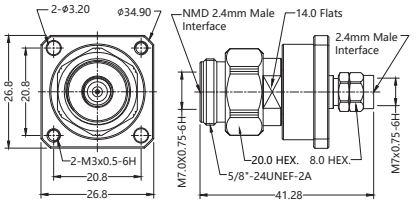

P/N	:	61-MMS068
Freq.	:	10 MHz ~ 50 GHz
VSWR	:	≤ 1.20
Durability	:	≥ 500 Cycles
IL	:	<0.07x √ F(GHz) dB
Temp.	:	-40 °C ~ +85 °C

N24M-24M-BH001

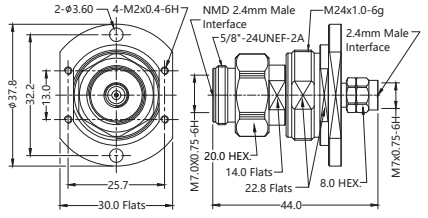



P/N	:	61-MMS070
Freq.	:	10 MHz ~ 50 GHz
VSWR	:	≤ 1.20
Durability	:	≥ 500 Cycles
IL	:	<0.07x √ F(GHz) dB
Temp.	:	-40 °C ~ +85 °C

N24M-24M-003

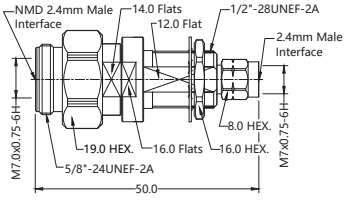

P/N	:	61-MMS142
Freq.	:	10 MHz ~ 50 GHz
VSWR	:	≤ 1.20
Durability	:	≥ 500 Cycles
IL	:	<0.07x √ F(GHz) dB
Temp.	:	-40 °C ~ +85 °C

N24M-24F-001

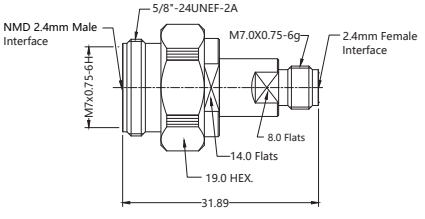

P/N	:	61-MFS159
Freq.	:	10 MHz ~ 50 GHz
VSWR	:	≤ 1.20
Durability	:	≥ 500 Cycles
IL	:	<0.06x √ F(GHz) dB
Temp.	:	-40 °C ~ +85 °C

*Material/Plating: Center Contact: Be-Cu/ Gold; Body: Stainless Steel/ Passivation; Coupling Nut: Stainless Steel/ Passivation; Insulator: PEI.

Ruggedized Test Port Adaptor

N24M-24F-001

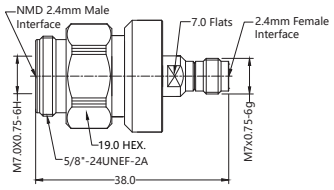

P/N	:	61-MFS235
Freq.	:	10 MHz ~ 50 GHz
VSWR	:	≤ 1.20
Durability	:	≥ 500 Cycles
IL	:	<0.06x √ F(GHz) dB
Temp.	:	-40 °C ~ +85 °C

N24M-24F-BH001

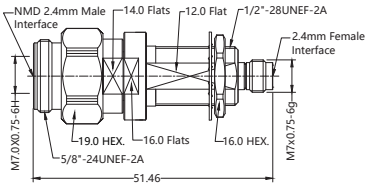

P/N	:	61-MFS158
Freq.	:	10 MHz ~ 50 GHz
VSWR	:	≤ 1.20
Durability	:	≥ 500 Cycles
IL	:	<0.07x √ F(GHz) dB
Temp.	:	-40 °C ~ +85 °C

N24M-24F-BH002

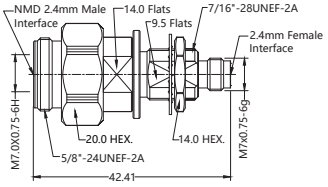

P/N	:	61-MFS166
Freq.	:	10 MHz ~ 50 GHz
VSWR	:	≤ 1.20
Durability	:	≥ 500 Cycles
IL	:	<0.07x √ F(GHz) dB
Temp.	:	-40 °C ~ +85 °C

N24F-24F-001

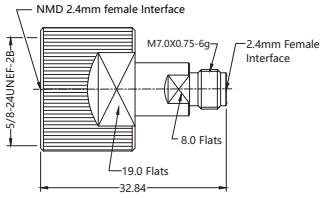

P/N	:	61-FFS178
Freq.	:	10 MHz ~ 50 GHz
VSWR	:	≤ 1.20
Durability	:	≥ 500 Cycles
IL	:	<0.06x √ F(GHz) dB
Temp.	:	-40 °C ~ +85 °C

2.92 mm Series

N29M-24M-BH001

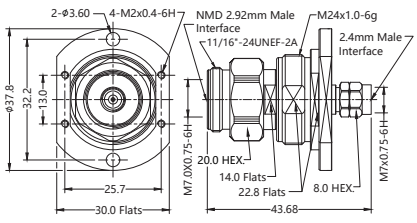

P/N	:	61-MMS085
Freq.	:	10 MHz ~ 40 GHz
VSWR	:	≤ 1.20
Durability	:	≥ 500 Cycles
IL	:	<0.06x √ F(GHz) dB
Temp.	:	-40 °C ~ +85 °C

*Material/Plating: Center Contact: Be-Cu/ Gold; Body: Stainless Steel/ Passivation; Coupling Nut: Stainless Steel/ Passivation; Insulator: PEI.

Ruggedized Test Port Adaptor

N29M-29M-BH001

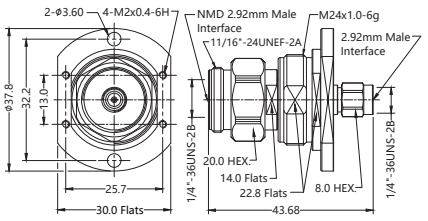

P/N	:	61-MMS082
Freq.	:	10 MHz ~ 40 GHz
VSWR	:	≤ 1.20
Durability	:	≥ 500 Cycles
IL	:	<0.05x √ F(GHz) dB
Temp.	:	-40 °C ~ +85 °C

N29M-29F-BH001

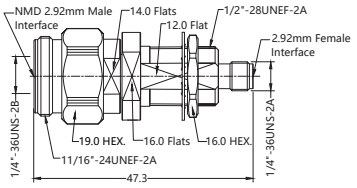

P/N	:	61-MFS262
Freq.	:	10 MHz ~ 40 GHz
VSWR	:	≤ 1.20
Durability	:	≥ 500 Cycles
IL	:	<0.07x √ F(GHz) dB
Temp.	:	-40 °C ~ +85 °C

3.5 mm Series

N35M-35M-BH001

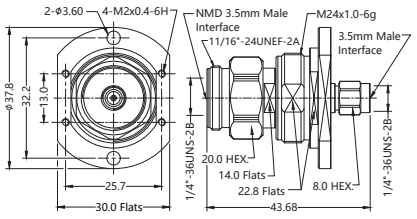

P/N	:	61-MMS031
Freq.	:	10 MHz ~ 26.5 GHz
VSWR	:	≤ 1.15
Durability	:	≥ 500 Cycles
IL	:	<0.05x √ F(GHz) dB
Temp.	:	-40 °C ~ +85 °C

N35M-35F-002

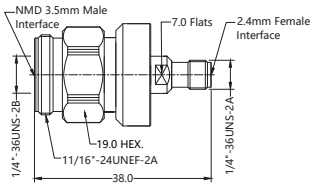

P/N	:	61-MFS272
Freq.	:	10 MHz ~ 26.5 GHz
VSWR	:	≤ 1.20
Durability	:	≥ 500 Cycles
IL	:	<0.06x √ F(GHz) dB
Temp.	:	-40 °C ~ +85 °C

NF-35M-BH001

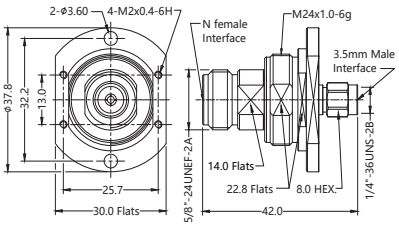

P/N	:	61-FMS059
Freq.	:	10 MHz ~ 18 GHz
VSWR	:	≤ 1.15
Durability	:	≥ 500 Cycles
IL	:	<0.05x √ F(GHz) dB
Temp.	:	-40 °C ~ +85 °C

*Material/Plating: Center Contact: Be-Cu/ Gold; Body: Stainless Steel/ Passivation; Coupling Nut: Stainless Steel/ Passivation; Insulator: PEI.

Jiaxing Focusimple Electronics Co., Ltd.
No. 1068, Wenchuan Road, Xiuzhou District, Jiaxing City,
Zhejiang Province, PRC，314000
Tel: 0573-83528518
Fax: 0573-83528519
Web: www.focusimple.com
Mail: int@focusimple.com

E01/2024-06-05